

S A D R Ź A J

	Str.
PREDGOVOR.....	1
OBJAŠNENJA.....	2
SPISAK VODOMJERNIH STANICA – TABELA 1.....	6
KARTA MREŽE HIDROLOŠKIH STANICA.....	8
KARAKTERISTIČNI HIDROLOŠKI PARAMETRI – TABELA 2.....	9
VODOSTAJI - DNEVNI I KARAKTERISTIČNI.....	11
- GRAFIKONI OSCILACIJA VODOSTAJA.....	39
PROTICAJI - DNEVNI I KARAKTERISTIČNI.....	49
- GRAFIKONI OSCILACIJA PROTICAJA.....	71
TEMPERATURE VODE - DNEVNE I KARAKTERISTIČNE.....	79
- GRAFIKONI OSCILACIJA TEMPERATURA VODE.....	93
PADAVINE – DNEVNE, MJESEČNE I GODIŠNJE.....	99
- GRAFIKONI MJESEČNIH SUMA PADAVINA.....	103
TEMPERATURE ZRAKA - DNEVNE I KARAKTERISTIČNE.....	107
- GRAFIKONI OSCILACIJA TEMPERATURA ZRAKA.....	113

PREDGOVOR

Ovo je treći Hidrološki godišnjak, za 2003 godinu, od kada su ponovno, nakon obnove hidroloških stanica, uspostavljena sistemska hidrološka osmatranja na vodnom području sliva rijeke Save u Federaciji BiH.

Inače, publikovanje Hidroloških godišnjaka za slivove rijeka na području Bosne i Hercegovine se vrše od, davne, 1919 godine. Od tada, redovno i bez prekida, u okviru raznih državnih zajednica, izdaju se Hidrološki godišnjaci.

Usljed rata, na području Federacije Bosne i Hercegovine, u razdoblju 1992-1996 godine je potpuno devastirana mreža hidroloških stanica. Nakon 1997 godine počelo se raditi na obnovi mreže hidroloških stanica od strane raznih organizacija i korisnika (Federalni meteorološki zavod, IBG Bihać, Elektroprivrede,...), međutim tek sa uključivanjem JP "za vodno područje slivova rijeke Save", krajem 2000 godine, u suradnji sa Federalnim meteorološkim zavodom-počela je sistemska obnova mreže hidroloških stanica.

Kao rezultat tih aktivnosti je rezultirala, ponovna, izrada Hidrološkog godišnjaka za 2001 godinu, dok su u ovom godišnjaku publikovani rezultati sistemskih hidroloških osmatranja iz 2003 godine.

Dakle, Hidrološki godišnjak koji publikujemo, za 2003 godinu, sadrži prikupljene i obrađene podatke sa mreže hidroloških stanica površinskih voda slivnog područja rijeke Save na području Federacije Bosne i Hercegovine.

Na hidrološkim stanicama se sistemski, po utvrđenom programu, osmatraju i registriraju vodostaji, mjere proticaji, temperature vode, temperature zraka i padavine.

U Hidrološkom godišnjaku za 2003 godinu se za 26 stanica prikazuju slijedeći podaci:

- Osnovni podaci o hidrološkim stanicama
- Vodostaji: za 26 stanice
- Proticaji: za 19 stanica
- Temperature vode: za 11 stanica
- Padavine: za 2 stanice
- Temperature zraka: za 3 stanice

Na kraju, naglašavamo, da je ovaj Hidrološki godišnjak zajedničko djelo, prije svega, Federalnog meteorološkog zavoda - Sektora hidrologije i JP za vodno područje slivova rijeke Save, dok je završnu obradu godišnjaka uradio Odsjek za hidrološke studije i prognozu.

Sarajevo, 2004. godine

Federalni meteorološki zavod BiH

OBJAŠNJENJA

Spisak vodomjernih stanica sa osnovnim podacima – Tabela 1

U tabeli je dat spisak i osnovni podaci o svim vodomjernim stanicama čiji podaci su objavljeni u ovom Hidrološkom godišnjaku.

Stanice su razvrstane po hidrografskoj podjeli, to jest po vodotocima i slivovima kojima vodomjerne stanice pripadaju. Redosljed vodotoka, odnosno slivnih područja je u smjeru od zapada prema istoku. Vodomjerne stanice su poredane u spisku najprije na glavnoj rijeci, u smjeru od izvora prema ušću, a zatim na pritokama čiji je redosljed također u nizvodnom smjeru.

U ovoj kalendarskoj godini sve stanice, odnosno vodotoci, su razvrstani u četiri glavna slivna područja i to:

- Sliv rijeke Une
- Sliv rijeke Vrbas
- Sliv rijeke Bosne
- Sliv rijeke Drine

U tabelarnom spisku su prikazani slijedeći podaci o vodomjernim stanicama:

- Redni broj vodomjerne stanice
- Položaj stanice na vodotoku, odnosno rastojanje stanice od ušća u km
- Površina slivnog područja u km²
- Kota "nule" vodomjera
- Tip stanice (osmatrač, limnigraf, automatska)
- Novi početak rada (datum obnove nakon rata)
- Raspoloživi podaci (vodostaji, protoci, temperature vode, padavine,...)

Mreža hidroloških stanica slivnog područja rijeke Save - karta

Na priloženoj karti su prikazani lokaliteti vodomjernih stanica razvrstani u tri grupe i označeni različitim bojama prema opremljenosti stanice - osmatrač, limnigraf, automatska stanica, i granice slivnih površina većih rijeka Bosne i Hercegovine.

- Pod automatskom stanicom se podrazumijeva stanica na kojoj se vrši kontinuirano registriranje vodostaja i drugih parametara sa vremenskom diskretizacijom najčešće jedan sat, i sa mogućnošću teletransmisije podataka telefonskim putem. Automatske stanice imaju mogućnost prikazivanja hidroloških parametara u realnom vremenu.
- Pod "osmatrač" se podrazumijeva stanica na kojoj osmatrač vrši jednokratna osmatranja vodostaja u jutarnjem terminu i, eventualno, za vrijeme trajanja velikih voda.
- Limnigraf kontinuirano registrira vodostaje – upis na traku.

Karakteristični hidrološki parametri za 2003. godinu – Tabela 2

U tabeli su prikazane karakteristične vrijednosti proticaja (srednji, minimalni i maksimalni godišnji proticaji) za kalendarsku 2003. godinu, zatim broj snimljenih poprečnih profila, kao i broj izvršenih hidrometrijskih mjerenja protoka.

VODOSTAJI

U ovom poglavlju se objavljuju dnevni i karakteristični vodostaji rijeka u toku kalendarske 2003. godine - tabele i grafikoni oscilacija vodostaja.

Sve vrijednosti vodostaja su date u centimetrima (cm).

Svakodnevni vodostaji prikazani su kao srednji dnevni vodostaji. Na vodomjernim stanicama gdje se vodostaji čitaju samo jednom dnevno (jutarnji vodostaji) očitane vrijednosti su prikazane kao srednji dnevni vodostaji. Na limnigrafskim stanicama gdje se vrši kontinuirano bilježenje vodostaja - srednji dnevni vodostaji su dobiveni obrađivanjem limnigrafskih traka, a na automatskim stanicama osrednjavanjem satnih vrijednosti vodostaja.

Minimalni, odnosno maksimalni mjesečni vodostaji su prikazani u donjim redovima godišnjaka sa pripadajućim danom pojave.

Karakteristični mjesečni i godišnji vodostaji su prikazani sa slijedećim oznakama:

- NV – minimalni mjesečni, odnosno godišnji vodostaji;
- SV – srednji mjesečni, odnosno godišnji vodostaji;
- VV – maksimalni mjesečni, odnosno godišnji vodostaji;
- SNV – srednji minimalni mjesečni vodostaji;
- SVV – srednji maksimalni mjesečni vodostaji;

PROTICAJI

U ovom poglavlju se objavljuju dnevni i karakteristični proticaji rijeka u toku ove kalendarske godine - tabele i grafikoni oscilacija proticaja sa linijom trajanja.

Sve vrijednosti proticaja su date u (m^3/s).

Svakodnevni proticaji u godišnjacima su prikazani kao srednji dnevni proticaji. Ovi proticaji dobiveni su preko srednjih dnevnih vodostaja i "krive proticaja" za 2003. godinu. Na onim hidrometrijskim profilima koji imaju promjenjivo riječno korito proračun srednjih dnevnih proticaja vršen je preko "familije krivih proticaja" za pojedine periode u toku godine.

Minimalni, odnosno maksimalni mjesečni proticaji su prikazani u donjim redovima godišnjaka sa pripadajućim danom pojave.

Karakteristični mjesečni i godišnji proticaji su prikazani sa slijedećim oznakama:

NQ – minimalni mjesečni, odnosno godišnji proticaji
SQ – srednji mjesečni, odnosno godišnji proticaji
VQ – maksimalni mjesečni, odnosno godišnji proticaji
SNQ – srednji minimalni mjesečni proticaji
SVQ – srednji maksimalni mjesečni proticaji

TEMPERATURE VODE

U ovom poglavlju se objavljuju dnevne i karakteristične temperature vode na rijekama u toku 2003. godine u obliku tabela i grafikona srednjih dnevnih oscilacija temperatura vode.

Svi podaci su dati u Celzijusovim stepenima (°C)

Svakodnevne temperature vode su prikazane kao srednje dnevne temperature vode. Na vodomjernim stanicama gdje se temperature vode čitaju samo jednom dnevno (istovremeno kada i vodostaji) očitane vrijednosti su prikazane kao srednje dnevne temperature vode. Na automatskim stanicama srednje dnevne temperature vode su dobivene osrednjavanjem satnih vrijednosti.

Minimalne, odnosno maksimalne mjesečne temperature vode su prikazane u donjim redovima godišnjaka sa pripadajućim danom pojave.

Karakteristične mjesečne i godišnje temperature vode su prikazane sa slijedećim oznakama:

NT – minimalne mjesečne, odnosno godišnje temperature vode
ST – srednje mjesečne, odnosno godišnje temperature vode
VT – maksimalne mjesečne, odnosno godišnje temperature vode
SNT – srednje minimalne mjesečne temperature vode
SVT – srednje maksimalne mjesečne temperature vode

PADAVINE

U ovom poglavlju se objavljuju dnevne količine padavina registriranih na automatskim meteorološkim stanicama u toku 2003. godine u obliku tabela dnevnih količina padavina i grafikona mjesečnih suma padavina.

Sve vrijednosti su date u milimetrima (mm).

Dnevne vrijednosti suma padavina se odnose na period od 0 – 24 sata.

U tabeli dnevnih vrijednosti suma padavina tačkom je označen dan u kojem nije bilo padavina, a ako je prostor prazan znači da za taj dan nije bilo mjerenja. Automatska stanica registrira količine padavina veće od 0,1 mm, ako su količine padavina manje, smatra se da taj dan nije bilo padavina.

TEMPERATURE ZRAKA

U ovom poglavlju se objavljuju dnevne i karakteristične temperature zraka registrirane na automatskim meteorološkim stanicama u toku 2003. godine u obliku tabela i grafikona srednjih dnevnih oscilacija temperature zraka.

Svi podaci su dati u Celzijusovim stepenima (°C).

Svakodnevne temperature zraka su prikazane kao srednje dnevne temperature zraka i dobivene su osrednjavanjem satnih vrijednosti.

Minimalne, odnosno maksimalne mjesečne temperature zraka su prikazane u donjim redovima godišnjaka sa pripadajućim danom pojave.

Karakteristične mjesečne i godišnje temperature zraka su prikazane sa slijedećim oznakama:

NT – minimalne mjesečne, odnosno godišnje temperature zraka

ST – srednje mjesečne, odnosno godišnje temperature zraka

VT – maksimalne mjesečne, odnosno godišnje temperature zraka

SNT – srednje minimalne mjesečne temperature zraka

SVT – srednje maksimalne mjesečne temperature zraka

Senzor za registriranje temperatura zraka je postavljen na visinu od 1 metra iznad zemlje.

SPISAK VODOMJERNIH STANICA SA OSNOVNIM PODACIMA – Tabela 1

R. br.	VS	Vodotok	Sliv	Odstojanje od ušća (km)	Površina sliva (km ²)	Kota "0"	Tip stanice	Novi početak rada	H (cm)	Q (m ³ /s)	T _v (°C)	P (mm)	T _z (°C)	
<i>PODRUČJE SLIVA RIJEKE UNE</i>														
1	Bihać	Una	Sava	142,0	3429	219,83	Osmatrač	3. XII 1997.	*					
2	Kralje	Una		136,0		208,85	Automatska	1. X 2001.	*	*	*			
3	Sanski Most	Sana	Una	65,0	2008	156,18	Automatska	Bez prekida	*	*	*			
<i>PODRUČJE SLIVA RIJEKE VRBAS</i>														
4	Daljan	Vrbas	Sava	185,0	1034	516,52	Automatska	09. IX 2002.	*		*			
<i>PODRUČJE SLIVA RIJEKE BOSNE</i>														
5	Reljevo	Bosna	Sava	262,0	1125	478,46	Automatska	15. XII 1998.	*	*	*			
6	Raspotočje	Bosna				4020	312,61	Automatska	23. V 2000.	*		*		*
7	Zenica	Bosna		190,0	4120	307,6	Osmatrač	7. III 1998.	*					
8	Zavidovići	Bosna		125,0	5033	200,74	Osmatrač	14. XI 2000.	*	*				
9	Maglaj	Bosna		97,0	6619	(150)	Automatska	24. XI 2000	*	*	*			
10	Hadžići	Zujevina	Bosna			557,59	Osmatrač	17. V 2001.	*	*				
11	Blažuj	Zujevina				170	503,01	Osmatrač	17. V 2001.	*	*			
12	Krupačke stijene	Željeznica				313	573,70	Osmatrač	1. IX 2001.	*	*			
13	Ilidža	Željeznica				(500)	Osmatrač	23. V 2001.	*	*				
14	Podteljig	Crna rijeka	Željeznica		90	791,77	Limnigraf	23. VII 1999.	*	*				
15	Bogatići	Bijela				108	599,24	Osmatrač	13. IX 2001.	*	*			
16	Sarajevo	Miljacka	Bosna	16,0	338	538,90	Automatska	Bez prekida	*	*				
17	Travnik	Lašva		26,0	178	508,54	Automatska	21. V 2003.	*	*	*			
18	Merdani	Lašva		2,2	949	357,52	Osmatrač	2. XII 2000.	*	*				

19	Olovo	Krivaja	Bosna	64,0	737	527,16	Automatska	27. XI 2000.	*	*	*		
20	Zavidovići	Krivaja		2,0	1387	204,32	Automatska	14. XI 2000.	*	*	*	*	*
21	Bioštica	Bioštica	Krivaja		411	536,26	Osmatrač	29. XI 2000.	*	*			
22	Olovske Luke	Stupčanica				543,51	Osmatrač	29. XI 2000.	*	*			
23	Modrac	Spreča	Bosna	59,5	1176	182,47	Osmatrač	20. XI 2000.	*	*			
24	Karanovac	Spreča				150,06	Automatska	06. XI 2002.	*		*	*	*
25	Tuzla	Jala	Spreča		137	(220,18)	Osmatrač	08. VII 1999.	*				
<i>PODRUČJE SLIVA RIJEKE DRINE</i>													
26	Goražde	Drina	Sava		5876	(500,00)	Automatska	24. VI 2003.	*		*		

MREŽA HIDROLOŠKIH STANICA SLIVNOG PODRUČJA RIJEKE SAVE

Federacija Bosne i Hercegovine



KARAKTERISTIČNI HIDROLOŠKI PARAMETRI ZA 2003. GODINU – Tabela 2

R.br	VS	Vodotok	Sliv	Broj hidromet mjerjenja	Broj snimljenih P.P.	Q _{SR} (m ³ /s)	Q _{MIN} (m ³ /s)	Q _{MAX} (m ³ /s)
<i>PODRUČJE SLIVA RIJEKE UNE</i>								
1	Bihać	Una	Sava	-	-	-	-	-
2	Kralje	Una		5	1	-	-	-
3	Sanski Most	Sana	Una	5	1	45,0	5,34	249
<i>PODRUČJE SLIVA RIJEKE VRBAS</i>								
4	Daljan	Vrbas	Sava	5	1	-	-	-
<i>PODRUČJE SLIVA RIJEKE BOSNE</i>								
5	Reljevo	Bosna	Sava	2	-	26,2	5,15	412
6	Raspočje	Bosna		-	-	-	-	-
7	Zenica	Bosna		1	-	-	-	-
8	Zavidovići	Bosna		6	1	65,7	11,3	700
9	Maglaj	Bosna		6	1	78,5	17,9	1033
10	Hadžići	Zujevina	Bosna	8	1	1,38	0,137	43,2
11	Blažuj	Zujevina		7	1	1,97	0,238	63,5
12	Krupačke stijene	Željeznica		9	1	6,07	1,09	132
13	Ilidža	Željeznica		7	1	4,81	0,182	119
14	Podteljig	Crna rijeka	Željeznica	6	1	1,36	0,221	28,6
15	Bogatići	Bijela		7	1	2,62	0,351	19,0
16	Sarajevo	Miljacka	Bosna	4	1	3,35	0,424	193
17	Travnik	Lašva		5	1	-	-	-
18	Merdani	Lašva		6	1	12,1	5,45	47,7
19	Olovo	Krivaja		5	1	7,60	1,39	280
20	Zavidovići	Krivaja		6	1	14,9	1,85	412
21	Bioštica	Bioštica	Krivaja	5	1	4,58	1,13	56,8
22	Olovske Luke	Stupčanica		5	1	2,82	0,358	142
23	Modrac	Spreča	Bosna	4	1	8,82	1,20	18,1
24	Karanovac	Spreča		4	1	-	-	-
25	Tuzla	Jala	Spreča	-	-	-	-	-
<i>PODRUČJE SLIVA RIJEKE DRINE</i>								
26	Goražde	Drina	Sava	5	1	-	-	-

VODOSTAJI

DNEVNI I KARAKTERISTIČNI VODOSTAJI

cm

VODOSTAJI

STANICA: BIHAĆ - osmatrač
 RIJEKA: UNA
 SLIV: Sava
 GODINA POČETKA RADA: 1948

Redni broj: 1

KOTA "0": 219.83 mmm

SREDNJE DNEVNE VRIJEDNOSTI VODOSTAJA (cm) ZA: 2003. GODINU

DANI	MJESECI											
	1	2	3	4	5	6	7	8	9	10	11	12
1	42	50	30	42	29	16	13	5	2	10	78	66
2	40	45	32	40	27	17	10	5	2	9	85	69
3	45	48	33	45	26	19	12	1	2	8	83	71
4	43	51	36	47	26	12	9	1	3	8	90	69
5	46	58	41	42	24	12	12	5	2	10	89	46
6	50	73	38	40	24	13	10	3	2	14	81	40
7	56	73	38	38	22	12	12	2	2	19	83	39
8	62	63	38	40	20	8	9	2	3	24	48	37
9	66	61	38	32	18	8	9	1	4	22	48	32
10	68	54	40	35	17	8	9	0	9	19	37	34
11	64	56	40	38	19	6	9	1	7	17	37	28
12	70	56	43	36	17	6	7	1	9	16	32	30
13	65	56	48	49	17	7	7	0	9	15	30	30
14	66	45	48	43	15	6	7	0	10	13	24	27
15	55	47	53	42	15	7	5	0	10	12	24	27
16	50	47	47	42	13	6	5	0	9	12	24	27
17	42	47	45	40	10	10	5	1	8	12	24	21
18	40	40	38	42	12	8	5	0	9	12	28	18
19	40	40	40	40	12	8	5	4	7	12	30	18
20	40	40	32	40	12	8	5	0	7	12	27	16
21	36	40	32	36	14	9	5	0	7	15	30	16
22	36	35	28	36	13	8	5	0	8	15	27	19
23	71	34	28	36	12	5	5	0	7	27	27	20
24	78	31	25	32	12	5	5	1	9	34	24	19
25	70	35	23	32	12	6	6	1	10	46	19	35
26	64	30	27	32	12	8	1	1	10	44	30	27
27	62	30	30	32	12	10	3	1	9	45	36	28
28	60	30	30	32	15	8	2	1	3	45	38	32
29	51		30	32	20	12	4	1	10	22	56	35
30	50		38	30	20	12	3	2	13	54	63	34
31	50		38		17		4	2		78		40
DAN	21	26	25	30	17	23	26	10	1	3	25	20
NV	36	30	23	30	10	5	1	0	2	8	19	16
SV	54	47	36	38	17	9	7	1	7	23	45	34
VV	78	73	53	49	29	19	13	5	13	78	90	71
DAN	24	6	15	13	1	3	1	1	30	31	4	3
GOD.	NV	DATUM		SNV		SV		SVV		VV	DATUM	
2003	0	10. 08.		15		26		48		90	04. 11.	

VODOSTAJI

STANICA: KRALJE - automatska
 RIJEKA: UNA
 SLIV: Sava
 GODINA POČETKA RADA: 1968

Redni broj: 2

KOTA "0": 208.85 mmm

SREDNJE DNEVNE VRIJEDNOSTI VODOSTAJA (cm) ZA: 2003. GODINU

DANI	MJESECI											
	1	2	3	4	5	6	7	8	9	10	11	12
1	259				179	152	144	140	136	151	340	
2	253				176	153	144	139	136	143	384	
3	244				174	152	143	139	136	140	450	
4	243				172	152	143	139	136	138	393	
5	243				169	151	142	139	136	139	341	
6	244				167	151	142	139	136	166		
7	245				166	150	142	139	136	174		
8	242				165	149	142	139	136	169		
9	237				164	149	141	139	136	172		
10	230				163	149	141	138	137	170		
11	223				163	148	141	139	144	164		
12	219				161	148	141	138	142	159		
13	211				159	147	141	138	139	153		
14	207				160	146	141	138	142	150		
15	203				160	146	141	138	140	147		
16	202				157	146	141	138	139	146		
17	202				156	146	141	138	138	144		
18	203				156	146	140	137	137	143		
19	202				155	147	140	137	137	142		
20	200				154	146	140	137	136	142		
21				209	156	146	140	137	136	167		
22				205	156	145	140	137	136	207		
23				202	155	145	140	137	136	243		
24				199	154	144	140	137	138	289		
25				194	154	144	140	137	140	275		
26				190	154	144	140	137	138	238		
27				188	154	144	140	136	137	220		
28				186	154	144	140	136	136	210		
29				184	155	145	141	135	139	199		
30				181	154	145	140	136	159	271		
31					153		140	136		365		
DAN					31	24	26	29	4	5		
NV					152	143	139	134	135	136		
SV					160	147	141	138	138	185		
VV					180	155	146	140	163	373		
DAN					1	2	29	1	30	31		
GOD.	NV	DATUM		SNV		SV		SVV		VV	DATUM	
2003												

VODOSTAJI

STANICA: SANSKI MOST - automatska

Redni broj: 3

RIJEKA: SANA

SLIV: Una

GODINA POČETKA RADA: 1945

KOTA "0": 156.18 mm

SREDNJE DNEVNE VRIJEDNOSTI VODOSTAJA (cm) ZA: 2003. GODINU

DANI	MJESECI											
	1	2	3	4	5	6	7	8	9	10	11	12
1	234	189	153	218	167	140	125	115	106	135	246	178
2	234	183	160	212	165	141	124	115	107	132	220	174
3	215	178	173	201	162	150	124	114	108	126	271	168
4	207	184	195	193	159	151	124	113	109	122	249	162
5	202	243	193	186	155	148	130	113	109	114	226	156
6	197	221	190	180	153	146	128	112	109	116	204	151
7	194	203	189	175	151	143	124	112	108	165	196	150
8	191	196	186	170	148	142	121	112	107	158	183	146
9	190	187	180	165	147	147	120	112	108	153	173	144
10	185	183	180	163	146	141	119	111	109	164	166	142
11	182	186	187	181	144	137	120	111	110	169	160	141
12	179	172	197	207	143	135	119	111	119	164	158	140
13	175	168	218	207	142	134	119	111	121	154	154	142
14	173	165	209	215	142	132	120	110	124	145	152	152
15	171	161	194	202	140	132	119	109	142	135	150	151
16	172	160	184	195	140	131	119	110	135	129	150	148
17	174	158	178	194	139	130	118	110	125	125	146	145
18	177	156	176	192	137	130	117	110	124	120	148	142
19	176	154	173	191	137	137	117	109	113	119	164	140
20	174	154	173	187	136	135	117	109	112	118	162	139
21	172	153	179	183	139	131	116	109	111	121	156	138
22	190	151	177	180	143	129	116	108	110	163	151	139
23	223	150	172	180	165	128	115	108	109	215	148	161
24	219	149	169	179	171	127	115	108	108	236	144	165
25	207	148	167	176	160	126	115	108	109	217	144	160
26	199	148	170	173	152	125	115	107	116	195	149	156
27	193	149	180	173	148	126	115	107	113	180	156	153
28	189	150	196	171	146	126	114	107	110	172	159	154
29	201		208	171	143	126	116	107	110	166	174	178
30	201		211	169	142	126	116	106	113	171	179	210
31	196		212		140		115	106		253		219
DAN	15	25	1	10	19	25	27	26	1	5	24	21
NV	169	148	153	161	135	125	114	106	106	114	144	138
SV	193	171	185	186	148	135	119	110	114	157	175	156
VV	254	257	222	222	175	152	134	115	142	265	286	219
DAN	1	5	13	1	24	3	5	1	15	31	3	31
GOD.	NV	DATUM		SNV		SV		SVV		VV	DATUM	
2003	106	26. 08.		134		154		204		286	03. 11.	

VODOSTAJI

STANICA: DALJAN - automatska
 RIJEKA: VRBAS
 SLIV: Sava
 GODINA POČETKA RADA: 1968

Redni broj: 4

KOTA "0": 516.52 mm

SREDNJE DNEVNE VRIJEDNOSTI VODOSTAJA (cm) ZA: 2003. GODINU

DANI	MJESECI											
	1	2	3	4	5	6	7	8	9	10	11	12
1	93	77	56	83	84							
2	87	74	58	82	85							
3	89	70	62	80	84							
4	91	85	65	77	81							
5	96	111	63	74	79							
6	96	94	63	72	75							
7	120	86	63	69	73							
8	126	81	62	66	70							
9	120	78	61	64	67	44						
10	113	76	60	63	65	43						
11	106	74	60	68	64	41						
12	100	72	62	70	62	39						
13	91	69	68	72	61	38						
14	89	68	68	71	58							
15	88	66	65	71	57							
16	85	65	64	70	55							
17	84	63	62	71	53							
18	83	62	61	73	51							
19	82	60	60	72	49							
20	80	60	60	72	48							
21	78	59	59	73								
22	94	58	57	76								
23	100	56	55	72								
24	94	55	55	70								
25	90	54	56	69								
26	87	54	57	69								
27	84	54	58	73								
28	82	55	62	73								
29	84		67	77								
30	83		72	81								
31	81		76									
DAN	21	26	1	10								
NV	77	52	54	62								
SV	93	69	62	72								
VV	136	130	80	85								
DAN	7	4	31	1								

GOD. 2003 NV DATUM SNV SV SVV VV DATUM

VODOSTAJI

STANICA: RELJEVO - automatska
 RIJEKA: BOSNA
 SLIV: Sava
 GODINA POČETKA RADA: 1957

Redni broj: 5

KOTA "0": 478,46 mm

SREDNJE DNEVNE VRIJEDNOSTI VODOSTAJA (cm) ZA: 2003. GODINU

DANI	MJESECI											
	1	2	3	4	5	6	7	8	9	10	11	12
1	162	131	118	158	146	116	102	93	88	93	186	130
2	155	128	122	153	147	116	100	94	88	91	202	125
3	151	125	127	146	145	114	100	94	89	89	257	121
4	152	131	133	141	143	117	100	93	89	89	202	118
5	162	181	130	135	139	113	102	92	88	89	177	115
6	166	156	127	132	136	111	100	92	88	93	165	114
7	202	145	129	127	135	111	99	92	89	98	156	114
8	214	139	125	124	132	116	98	92	88	102	147	111
9	193	135	124	121	130	111	98	91	89	102	140	109
10	192	132	124	120	131	116	97	91	92	103	135	109
11	174	129	127	140	128	120	98	91	90	100	130	108
12	162	127	137	155	126	111	97	91	90	99	127	115
13	152	125	148	158	123	107	98	91	91	96	124	143
14	146	123	142	152	121	107	103	90	91	94	121	133
15	142	122	134	147	119	109	99	91	90	94	119	129
16	139	121	129	143	116	106	97	92	89	93	118	123
17	138	119	126	142	114	104	96	91	89	92	116	120
18	136	118	123	141	112	103	96	91	88	91	118	115
19	135	116	120	140	111	112	95	90	88	91	114	114
20	133	117	119	137	110	110	96	90	88	91	113	112
21	131	116	118	136	114	105	95	90	88	100	112	112
22	142	115	117	137	115	104	94	90	88	169	111	122
23	166	113	115	136	132	106	94	90	88	395	110	134
24	158	112	115	136	138	102	93	89	88	283	109	126
25	150	112	115	134	128	101	93	90	88	214	109	122
26	144	113	116	132	126	102	92	91	88	178	110	121
27	140	114	120	135	133	111	92	90	88	167	118	119
28	136	115	127	137	130	103	96	90	88	157	124	120
29	138		136	140	123	103	95	89	92	151	134	142
30	136		143	143	122	106	94	88	96	195	135	169
31	135		148		123		94	88		224		166
DAN	21	25	23	10	20	25	28	24	1	3	24	12
NV	131	110	113	118	108	99	90	87	87	88	108	107
SV	154	126	127	139	127	109	97	91	89	133	138	124
VV	251	199	151	164	150	133	131	96	105	464	284	173
DAN	7	5	31	1	26	11	28	2	30	23	3	30
GOD.	NV	DATUM		SNV		SV		SVV		VV	DATUM	
2003	87	24. 08.		104		121		192		464	23. 10.	

VODOSTAJI

STANICA: RASPOTOČJE - automatska/limnigraf
 RIJEKA: BOSNA
 SLIV: Sava
 GODINA POČETKA RADA: 1969

Redni broj: 6

KOTA "0": 312.61 mmm

SREDNJE DNEVNE VRIJEDNOSTI VODOSTAJA (cm) ZA: 2003. GODINU

DANI	MJESECI											
	1	2	3	4	5	6	7	8	9	10	11	12
1	127	107	87	127	98	79	67	58	48	62	142	89
2	126	102	91	123	98	77	63	58	49	56	163	85
3	124	98	98	116	97	76	61	59	51	53	213	82
4	123	104	107	111	95	77	60	58	50	51	163	80
5	128	157	104	106	92	76	73	56	49	50	137	77
6	136	137	102	101	90	72	68	55	49	60	123	76
7	151	124	102	98	88	70	62	54	49	64	115	76
8	177	117	100	94	85	73	60	54	48	70	107	74
9	157	113	97	91	84	72	58	53	49	75	100	72
10	153	109	96	90	83	72	58	53	56	74	96	72
11	140	105	98	99	84	76	59	52	65	72	92	71
12	130	103	105	114	81	71	60	53	58	68	88	76
13	119	100	124	118	80	67	59	52	58	64	85	101
14	117	97	116	116	77	65	67	52	61	60	82	92
15	115	95	109	111	75	64	65	52	58	58	80	89
16	111	94	103	107	74	67	60	53	55	59	78	84
17	109	91	97	105	72	63	59	54	53	56	77	81
18	107	90	94	104	70	62	57	53	52	54	83	77
19	106	87	92	102	69	69	57	51	51	53	79	76
20	105	88	91	99	67	71	58	54	50	53	76	74
21	103	86	89	98	73	66	59	53	50	55	74	74
22	109	85	88	99	85	64	57	52	49	100	73	83
23	133	83	86	98	105	65	56	51	49	306	72	93
24	132	82	85	96	106	65	56	51	48	220	70	86
25	126	81	86	95	92	66	55	50	48	158	70	83
26	121	81	87	93	88	63	55	52	48	128	71	82
27	116	82	89	94	92	71	55	52	49	118	74	80
28	112	83	96	95	86	68	54	51	48	111	80	81
29	114		104	96	87	67	60	50	57	105	87	100
30	112		111	97	81	74	61	49	69	131	93	123
31	110		116		84		59	48		172		120
DAN	21	25	24	9	20	18	27	31	1	5	24	12
NV	102	80	84	89	66	60	53	47	47	50	70	70
SV	124	99	98	103	85	70	60	53	52	91	98	84
VV	192	173	124	131	112	82	78	62	75	334	229	126
DAN	7	5	13	1	24	11	5	2	30	23	3	31
GOD.		NV	DATUM		SNV		SV		SVV		VV	DATUM
2003		47	31. 08.		68		85		143		334	23. 10.

VODOSTAJI

STANICA: ZENICA - osmatrač
 RIJEKA: BOSNA
 SLIV: Sava
 GODINA POČETKA RADA: 1963

Redni broj: 7

KOTA "0": 307.60 mmm

SREDNJE DNEVNE VRIJEDNOSTI VODOSTAJA (cm) ZA: 2003. GODINU

DANI	MJESECI											
	1	2	3	4	5	6	7	8	9	10	11	12
1	158	130	102	150	116	108	90	65	60	78	168	110
2	152	130	101	150	116	110	86	65	60	73	156	108
3	150	124	118	144	115	108	85	64	62	70	270	106
4	150	122	132	138	115	108	84	64	62	68	198	105
5	150	196	130	130	114	108	92	64	62	68	164	104
6	170	168	128	128	112	108	96	64	62	70	148	102
7	160	150	126	124	110	107	92	63	62	82	136	100
8	230	140	124	120	110	105	90	63	61	80	128	98
9	190	138	122	115	109	102	88	63	61	94	120	96
10	190	134	120	112	108	102	87	62	67	92	116	94
11	175	130	120	112	110	101	86	62	78	92	114	93
12	160	128	128	148	110	100	85	62	73	88	112	92
13	146	126	144	148	110	99	84	62	72	84	110	116
14	136	125	142	142	109	98	84	62	75	80	108	112
15	135	124	138	136	108	96	83	61	70	78	106	110
16	134	122	132	132	107	96	82	61	69	78	104	108
17	132	120	126	130	106	95	81	61	68	77	102	106
18	130	118	120	128	106	94	80	61	67	76	110	104
19	130	116	116	126	105	96	80	61	66	74	102	102
20	130	114	114	124	104	93	80	61	66	74	100	100
21	128	112	112	122	104	92	79	60	66	74	98	98
22	128	110	110	122	112	90	78	60	66	78	96	98
23	162	108	110	120	136	89	78	60	66	356	94	120
24	168	106	109	120	134	88	77	60	65	322	92	115
25	154	105	108	120	115	87	76	60	65	200	92	110
26	150	104	108	118	110	86	74	60	65	158	92	108
27	140	103	107	116	112	86	72	60	65	140	92	106
28	136	102	106	118	110	85	71	60	65	136	92	104
29	140		124	116	110	85	71	60	66	126	106	110
30	142		136	116	110	94	68	60	88	130	112	152
31	135		140		110		66	60		218		168
DAN	21	28	2	10	20	28	31	21	1	4	24	12
NV	128	102	101	112	104	85	66	60	60	68	92	92
SV	151	125	121	128	112	97	81	62	67	113	121	108
VV	230	196	144	150	136	110	96	65	88	391	270	168
DAN	8	5	13	1	23	2	6	1	30	23	3	31
GOD.	NV	DATUM		SNV		SV		SVV		VV	DATUM	
2003	60	21. 08.		89		107		170		391	23. 10.	

VODOSTAJI

STANICA: ZAVIDOVIĆI - osmatrač
 RIJEKA: BOSNA
 SLIV: Sava
 GODINA POČETKA RADA: 1957

Redni broj: 8

KOTA "0": 200.74 mmm

SREDNJE DNEVNE VRIJEDNOSTI VODOSTAJA (cm) ZA: 2003. GODINU

DANI	MJESECI											
	1	2	3	4	5	6	7	8	9	10	11	12
1	187	153	119	165	130	107	83	59	35	73	181	103
2	185	146	125	173	131	103	76	56	36	61	169	108
3	178	144	136	164	130	101	69	52	40	54	286	101
4	173	140	152	156	128	98	74	53	42	50	190	97
5	171	202	153	150	127	100	69	52	41	48	185	92
6	194	200	147	143	122	96	86	50	40	52	163	89
7	182	182	143	138	118	90	74	49	38	74	152	85
8	252	167	141	132	115	86	69	47	37	76	140	81
9	219	161	136	127	111	92	66	46	36	102	130	79
10	208	153	132	123	109	92	64	45	42	100	122	82
11	199	148	136	130	106	94	61	44	56	96	117	81
12	186	143	141	150	108	98	63	43	69	85	113	80
13	168	140	158	200	104	84	61	42	58	78	108	109
14	162	134	165	175	102	80	62	41	68	69	104	120
15	158	132	157	160	100	78	79	40	62	63	101	114
16	156	129	147	153	98	76	67	41	56	59	98	109
17	154	126	151	146	95	77	64	42	50	61	95	104
18	152	124	142	148	92	74	61	44	47	57	112	98
19	149	120	133	142	86	81	58	42	44	54	110	94
20	147	118	131	139	81	84	55	41	43	52	106	91
21	144	117	139	135	84	82	53	43	42	61	98	88
22	146	116	131	137	117	78	52	42	40	65	94	96
23	181	114	124	140	181	75	54	41	39	376	89	120
24	190	112	120	136	164	73	53	40	38	343	86	124
25	183	110	119	132	140	76	52	39	37	233	83	118
26	172	106	122	129	122	72	51	37	42	180	81	110
27	166	103	127	127	120	71	50	36	43	155	80	104
28	161	115	133	128	117	82	49	41	41	152	78	111
29	163		143	129	113	74	52	40	45	144	96	125
30	162		152	127	109	81	69	38	69	141	110	177
31	158		160		102		59	36		218		198
DAN	21	27	1	10	20	27	28	27	1	5	28	9
NV	144	103	119	123	81	71	49	36	35	48	78	79
SV	174	138	139	144	115	85	63	44	46	111	123	106
VV	252	202	165	200	181	107	86	59	69	410	286	198
DAN	8	5	14	13	23	1	6	1	12	23	3	31
GOD.	NV	DATUM		SNV		SV		SVV		VV	DATUM	
2003	35	01. 09.		81		107		185		410	23. 10.	

VODOSTAJI

STANICA: MAGLAJ POLJICE - osmatrač/automatska
 RIJEKA: BOSNA
 SLIV: Sava
 GODINA POČETKA RADA: 1971

Redni broj: 9

KOTA "0": (150.00)

SREDNJE DNEVNE VRIJEDNOSTI VODOSTAJA (cm) ZA: 2003. GODINU

DANI	MJESECI											
	1	2	3	4	5	6	7	8	9	10	11	12
1	169	137	103	150	108	83	70	50	33	60	193	91
2	166	132	109	159	108	83	64	47	33	50	164	87
3	162	128	120	149	108	82	58	44	34	46	278	83
4	159	141	137	141	108	81	62	45	36	42	227	80
5	156	195	138	134	105	80	58	44	35	41	177	77
6	174	195	131	127	100	80	73	42	34	44	152	75
7	193	151	127	122	96	75	62	41	34	56	137	75
8	244	148	125	116	95	73	58	40	34	60	126	74
9	201	141	120	111	92	78	55	39	34	91	116	71
10	198	136	116	107	89	73	54	38	37	97	109	68
11	156	127	120	114	89	72	51	37	46	87	103	68
12	144	122	125	134	89	78	53	35	54	73	95	69
13	141	115	143	189	85	71	51	33	50	63	91	101
14	135	113	150	161	86	65	52	33	70	57	87	114
15	147	104	142	145	84	62	67	33	60	52	84	100
16	143	102	131	138	82	61	56	32	47	50	82	94
17	140	102	136	132	81	65	54	32	42	50	79	89
18	137	100	126	130	79	60	51	32	40	48	96	84
19	134	100	117	127	75	63	49	32	37	46	100	79
20	128	98	115	122	73	71	46	33	37	44	90	78
21	126	98	123	120	72	64	45	36	36	51	84	78
22	193	98	115	126	103	62	44	35	34	75	80	91
23	181	97	108	122	186	61	46	33	34	413	78	113
24	168	95	104	116	163	62	45	32	33	347	76	112
25	157	95	103	113	121	70	44	32	32	224	74	103
26	156	95	106	112	104	68	43	33	36	169	73	99
27	149	100	111	108	101	65	42	34	37	144	72	97
28	142	102	117	108	98	69	41	35	35	139	74	100
29	138		127	108	95	62	44	33	38	128	79	118
30	141		137	108	92	68	48	33	54	135	87	183
31	144		145		85		50	33		212		203
DAN	21	24	1	10	21	18	28	16	1	5	27	10
NV	126	95	103	107	72	60	41	32	33	41	71	67
SV	159	120	123	128	98	70	53	36	40	103	112	95
VV	244	195	150	189	186	83	73	50	56	465	296	206
DAN	8	5	14	13	23	1	6	1	11	23	3	31
GOD.	NV	DATUM		SNV		SV		SVV		VV	DATUM	
2003	32	16. 08.		71		95		183		465	23. 10.	

VODOSTAJI

STANICA: HADŽIĆI - osmatrač
 RIJEKA : ZUJEVINA
 SLIV : Bosna
 GODINA POČETKA RADA: 1966.

Redni broj: 10

KOTA "0": 557.59 mm

SREDNJE DNEVNE VRIJEDNOSTI VODOSTAJA (cm) ZA: 2003. GODINU

DANI	MJESECI											
	1	2	3	4	5	6	7	8	9	10	11	12
1	39	29	23	38	58	18	9	7	5	10	70	42
2	37	29	24	36	57	18	9	7	5	9	92	37
3	35	28	25	31	52	17	8	7	5	8	128	33
4	36	33	28	29	49	17	8	7	5	8	80	32
5	37	53	26	29	46	16	8	6	5	12	62	30
6	37	46	27	27	43	16	8	6	5	22	55	29
7	45	37	27	27	41	15	8	6	5	23	48	29
8	50	35	27	25	37	15	7	6	5	16	40	28
9	45	33	27	23	36	15	7	5	5	13	35	27
10	42	31	28	23	33	14	7	5	5	13	34	26
11	39	31	28	50	29	15	7	5	7	13	32	25
12	36	30	29	51	25	18	7	5	7	13	30	25
13	33	29	30	48	20	15	7	5	7	12	30	31
14	31	28	32	43	19	12	8	5	6	10	30	32
15	31	27	31	35	19	12	7	5	6	9	28	33
16	30	26	29	30	18	12	7	5	6	9	27	30
17	30	25	27	29	18	11	7	5	6	8	26	29
18	29	25	26	29	17	10	7	5	6	8	26	27
19	29	25	26	27	17	10	6	5	5	8	25	26
20	29	24	25	27	17	10	7	5	4	8	24	26
21	29	24	25	27	17	10	7	5	4	10	23	26
22	30	23	24	26	28	9	7	5	4	63	23	28
23	31	23	24	25	73	9	6	5	4	200	22	29
24	29	22	23	24	58	9	7	5	4	65	22	30
25	32	22	23	23	43	8	7	5	4	64	25	29
26	33	22	23	25	32	8	6	5	4	63	23	29
27	33	22	23	35	24	11	6	5	4	55	42	28
28	31	22	25	38	22	10	6	5	5	44	45	28
29	31		28	45	21	10	6	5	6	44	53	43
30	30		31	50	20	10	7	5	12	87	45	55
31	30		34		19		7	5		105		50
DAN	18	24	1	9	18	25	19	9	20	17	23	11
NV	29	22	23	23	17	8	6	5	4	8	22	25
SV	34	29	27	33	33	13	7	5	5	33	42	31
VV	50	53	34	51	73	18	9	7	12	200	128	55
DAN	8	5	31	12	23	12	1	1	30	23	3	30

GOD.	NV	DATUM	SNV	SV	SVV	VV	DATUM
2003	4	20. 09.	16	24	58	200	23. 10.

VODOSTAJI

STANICA: BLAŽUJ - osmatrač
 RIJEKA : ZUJEVINA
 SLIV : Bosna
 GODINA POČETKA RADA: 1950

Redni broj: 11

KOTA "0": 503.01 mm

SREDNJE DNEVNE VRIJEDNOSTI VODOSTAJA (cm) ZA: 2003. GODINU

DANI	MJESECI											
	1	2	3	4	5	6	7	8	9	10	11	12
1	20	20	2	16	25	-2	-13	-14	-16	-12	36	10
2	23	14	3	11	23	-2	-12	-14	-16	-15	53	11
3	19	12	8	9	15	-3	-13	-14	-16	-14	76	10
4	20	12	12	7	8	-3	-13	-14	-16	-14	40	8
5	24	39	12	6	16	-5	-10	-15	-16	-13	26	4
6	25	30	11	6	15	-5	-12	-15	-16	-5	20	3
7	48	25	11	6	12	-6	-13	-12	-16	3	16	2
8	38	20	12	6	10	-6	-13	-15	-16	2	8	2
9	32	17	9	14	8	-6	-13	-14	-16	-6	6	1
10	25	15	9	10	6	-7	-13	-15	-14	-6	4	-3
11	22	14	10	15	4	-6	-12	-15	-15	-8	2	-2
12	20	12	10	24	2	-2	-12	-15	-15	-10	2	-3
13	18	13	14	19	1	-6	-12	-15	-15	-12	2	9
14	15	11	14	16	1	-8	-8	-15	-15	-12	1	6
15	14	11	12	12	1	-10	-11	-14	-15	-12	-2	4
16	13	10	12	9	1	-10	-12	-15	-15	-13	-3	3
17	12	8	9	6	1	-11	-13	-15	-15	-13	-4	2
18	11	8	9	5	1	-12	-13	-15	-15	-13	-3	2
19	12	7	7	5	2	-11	-13	-16	-16	-14	-4	1
20	11	7	7	4	1	-11	-13	-16	-16	-14	-6	2
21	12	6	7	3	1	-12	-13	-16	-16	-11	-5	2
22	18	5	6	4	7	-12	-12	-16	-16	63	-6	3
23	25	4	5	3	52	-12	-14	-16	-16	170	-6	4
24	24	5	4	2	39	-12	-14	-16	-16	120	-7	3
25	23	5	4	1	15	-12	-14	-16	-15	76	-4	2
26	18	5	4	2	9	-12	-14	-16	-15	36	-6	2
27	17	4	4	10	6	-6	-14	-16	-16	24	6	2
28	16	5	5	10	2	-12	-13	-16	-16	29	8	2
29	17		6	5	1	-10	-13	-16	-13	30	12	12
30	27		7	16	0	-11	-13	-16	-8	43	14	32
31	23		10		-1		-14	-16		70		30
DAN	18	23	1	25	31	18	23	19	1	2	24	10
NV	11	4	2	1	-1	-12	-14	-16	-16	-15	-7	-3
SV	21	12	8	9	9	-8	-13	-15	-15	14	9	5
VV	48	39	14	24	52	-2	-8	-12	-8	170	76	32
DAN	7	5	13	12	23	1	14	7	30	23	3	30

GOD.	NV	DATUM	SNV	SV	SVV	VV	DATUM
2003	-16	19. 08.	-6	3	35	170	23. 10.

VODOSTAJI

STANICA: KRUPAČKE STIJENE - osmatrač
 RIJEKA : ŽELJEZNICA
 SLIV : Bosna
 GODINA POČETKA RADA: 1950

Redni broj: 12

KOTA "0": 573.70 mm

SREDNJE DNEVNE VRIJEDNOSTI VODOSTAJA (cm) ZA: 2003. GODINU

DANI	MJESECI											
	1	2	3	4	5	6	7	8	9	10	11	12
1	110	84	68	122	100	72	55	26	22	22	127	96
2	106	80	80	128	100	72	58	26	22	22	114	92
3	104	78	86	106	100	68	56	26	23	22	176	86
4	102	82	94	100	96	73	56	25	23	22	132	83
5	104	118	88	98	94	68	56	24	22	23	127	72
6	102	108	84	84	94	65	55	24	22	24	115	69
7	154	100	84	84	86	62	55	24	22	24	106	70
8	146	94	82	82	84	61	55	24	22	24	98	65
9	142	90	82	82	82	62	56	24	22	24	87	64
10	126	86	82	80	80	61	57	24	21	26	84	63
11	118	82	86	116	90	60	55	24	22	26	82	63
12	116	80	98	108	79	59	53	23	22	26	80	64
13	114	78	108	102	72	58	52	23	22	26	78	98
14	104	76	104	102	70	57	52	23	22	26	70	86
15	98	76	98	100	69	60	52	23	22	26	66	79
16	96	74	94	98	68	60	50	23	22	25	66	75
17	92	74	90	97	66	52	46	23	21	25	65	72
18	90	72	84	92	64	51	44	23	21	25	69	69
19	90	70	82	92	62	65	45	22	21	25	65	68
20	90	70	76	88	62	62	48	22	21	25	62	68
21	94	70	78	88	63	63	48	22	20	27	61	68
22	98	68	74	96	70	63	28	22	20	80	60	71
23	106	68	72	90	88	61	28	22	20	372	58	86
24	110	66	72	88	86	60	27	22	20	177	57	92
25	104	66	74	82	78	59	28	23	21	146	58	90
26	100	64	76	82	69	58	49	23	22	121	57	88
27	98	64	92	84	98	62	26	22	22	107	96	76
28	96	64	96	86	80	62	26	22	22	95	85	81
29	94		100	98	78	58	47	22	23	91	87	102
30	90		104	98	72	56	48	22	25	115	102	123
31	86		106		73		47	22		164		122
DAN	31	26	1	10	19	18	27	19	21	1	24	10
NV	86	64	68	80	62	51	26	22	20	22	57	63
SV	106	79	87	95	80	62	47	23	22	64	86	81
VV	154	118	108	128	100	73	58	26	25	372	176	123
DAN	7	5	13	2	1	4	2	1	30	23	3	30

GOD.	NV	DATUM	SNV	SV	SVV	VV	DATUM
2003	20	21. 09.	52	69	122	372	23. 10.

VODOSTAJI

STANICA: ILIDŽA - osmatrač
 RIJEKA : ŽELJEZNICA
 SLIV : Bosna
 GODINA POČETKA RADA: 1982

Redni broj: 13

KOTA "0": (500.00)

SREDNJE DNEVNE VRIJEDNOSTI VODOSTAJA (cm) ZA: 2003. GODINU

DANI	MJESECI											
	1	2	3	4	5	6	7	8	9	10	11	12
1	47	48	43	69	50	41	33	28	28	27	93	48
2	53	47	44	70	50	48	32	29	28	27	96	47
3	61	45	44	64	51	42	32	29	28	26	100	42
4	65	52	46	62	50	49	30	28	27	26	97	40
5	68	77	47	60	48	48	30	28	27	26	88	49
6	71	69	49	59	55	45	31	28	27	26	86	48
7	74	60	51	57	56	42	34	27	28	30	84	47
8	81	57	53	55	54	45	32	27	28	29	82	46
9	73	54	57	52	51	44	31	26	27	29	78	46
10	68	51	58	52	52	43	31	26	27	28	69	46
										28		
11	65	50	60	72	52	41	30	26	27	28	67	46
12	62	49	62	60	52	39	30	27	26	28	55	65
13	59	47	66	60	53	34	28	27	26	28	51	59
14	58	46	60	58	52	46	30	27	28	27	50	51
15	57	46	55	58	50	45	32	28	29	27	49	44
16	57	45	49	57	50	43	31	29	29	27	49	46
17	56	44	46	50	40	42	31	29	29	26	48	47
18	57	43	45	59	39	36	30	29	28	26	48	48
19	57	44	44	48	38	46	30	29	28	26	47	48
20	58	42	45	57	45	45	29	29	28	18	46	48
										26		
21	57	42	42	55	40	44	29	28	28	26	46	49
22	59	41	52	50	38	44	31	28	28	17	46	49
23	64	41	49	57	40	44	28	28	27	180	45	41
24	69	40	52	58	40	41	28	29	27	100	45	42
25	60	40	55	48	48	40	36	28	27	90	45	43
26	55	40	58	53	48	34	37	27	27	75	45	44
27	50	39	60	50	52	32	38	27	26	67	46	54
28	49	39	59	50	52	46	29	27	26	62	58	54
29	50		63	52	40	32	29	27	26	55	61	59
30	50		65	61	40	32	28	27	26	87	50	65
31	49		68		42		29	27		90		60
DAN	1	27	21	19	22	29	23	9	12	3	23	4
NV	47	39	42	48	38	32	28	26	26	26	45	40
SV	60	48	53	57	47	42	31	28	27	44	62	49
VV	81	77	68	72	56	49	38	29	29	180	100	65
DAN	8	3	31	11	7	4	27	24	15	23	3	30

GOD.	NV	DATUM	SNV	SV	SVV	VV	DATUM
2003	26	09. 08.	36	46	70	180	23. 10.

VODOSTAJI

STANICA: PODTELJIG - limnigraf
 RIJEKA : CRNA RIJEKA
 SLIV : Željeznica
 GODINA POČETKA RADA: 1966

Redni broj: 14

KOTA "0": 791.77 mm

SREDNJE DNEVNE VRIJEDNOSTI VODOSTAJA (cm) ZA: 2003. GODINU

DANI	MJESECI											
	1	2	3	4	5	6	7	8	9	10	11	12
1	70	46	44	80	45	41	35	30	26	29	57	46
2	66	45	47	74	45	41	34	30	27	29	77	44
3	64	44	50	69	45	41	34	29	27	29	79	43
4	62	47	55	66	45	40	34	29	26	28	65	43
5	64	57	52	63	44	39	34	29	26	29	58	43
6	65	54	51	61	43	38	34	29	26	30	54	42
7	86	51	51	57	42	38	34	29	26	29	51	42
8	88	49	50	56	42	38	33	29	26	31	49	41
9	86	48	50	54	42	38	33	28	26	31	47	41
10	84	47	50	53	42	38	33	28	27	31	46	42
11	74	46	52	61	41	37	34	28	28	29	45	42
12	68	45	58	61	41	37	33	29	30	28	44	46
13	63	44	63	61	41	36	34	28	30	28	44	51
14	60	44	61	60	41	36	36	28	30	28	43	49
15	58	43	57	58	40	36	32	29	28	28	43	49
16	56	43	54	57	39	36	32	29	28	27	43	47
17	55	42	52	56	38	35	32	29	27	27	42	46
18	54	42	51	55	37	36	31	28	27	26	43	45
19	53	42	49	54	37	41	32	28	27	27	42	45
20	52	43	49	53	37	37	32	28	27	28	42	44
21	51	42	48	52	38	36	31	28	27	33	42	45
22	54	42	46	51	39	36	30	27	27	66	41	52
23	60	40	45	50	40	36	30	27	26	111	41	52
24	58	39	44	50	39	35	30	27	27	65	41	50
25	56	39	45	49	38	34	30	28	27	54	42	48
26	54	40	48	48	48	34	30	27	28	49	42	47
27	52	41	51	48	44	37	30	27	27	47	42	46
28	50	42	56	47	43	35	30	26	27	45	44	47
29	50		62	46	42	34	31	25	28	46	46	52
30	49		66	46	42	37	31	25	30	63	46	57
31	48		68		41		30	25		63		60
DAN	31	24	1	29	20	25	22	29	1	18	22	9
NV	48	39	44	46	36	33	30	25	25	26	41	39
SV	62	45	52	57	41	37	32	28	27	39	48	47
VV	104	60	69	82	70	52	48	32	31	181	105	60
DAN	7	4	31	1	26	19	13	25	12	22	2	31

GOD.	NV	DATUM	SNV	SV	SVV	VV	DATUM
2003	25	29. 08.	36	43	75	181	22. 10.

VODOSTAJI

STANICA: BOGATIĆI - osmatrač
 RIJEKA : BIJELA
 SLIV : Željeznica
 GODINA POČETKA RADA: 1958

Redni broj: 15

KOTA "0": 599.24 mm

SREDNJE DNEVNE VRIJEDNOSTI VODOSTAJA (cm) ZA: 2003. GODINU

DANI	MJESECI											
	1	2	3	4	5	6	7	8	9	10	11	12
1	42	44	22	30	18	10	6	6	2	4	58	30
2	42	44	24	28	18	10	6	6	2	4	72	30
3	42	50	24	24	18	10	6	6	2	4	80	30
4	40	48	24	20	18	10	6	6	2	4	80	26
5	44	48	24	18	18	10	6	4	2	4	70	26
6	44	46	22	18	18	10	6	4	2	4	50	24
7	46	46	20	18	16	10	6	4	2	4	48	24
8	46	34	20	18	16	10	6	4	2	4	30	24
9	48	30	18	18	16	10	6	4	2	4	24	20
10	50	28	20	16	14	10	6	4	2	4	20	20
11	46	24	26	16	14	10	6	4	2	4	20	20
12	34	24	26	24	14	10	6	4	2	4	20	26
13	30	20	24	32	14	10	6	4	2	4	20	26
14	26	20	22	30	14	10	6	4	2	4	20	26
15	26	20	20	28	14	8	6	2	2	4	18	24
16	26	20	20	24	14	8	6	2	2	4	18	20
17	26	20	20	20	12	8	6	2	2	4	18	20
18	26	20	20	20	12	8	4	2	2	4	18	20
19	26	20	18	20	10	8	4	2	2	4	18	20
20	28	22	18	20	10	8	4	2	2	4	16	20
21	28	22	18	20	10	8	4	2	2	16	16	20
22	26	22	18	22	10	8	4	2	2	18	16	18
23	26	22	18	20	10	8	4	2	2	90	20	18
24	26	22	18	18	10	6	4	2	2	80	20	18
25	26	22	16	18	10	6	4	2	2	58	30	20
26	26	22	16	18	10	6	4	2	2	50	30	30
27	24	22	16	18	10	6	4	2	2	50	32	30
28	24	22	16	18	10	6	4	2	2	50	32	48
29	24		16	18	10	6	4	2	2	62	36	50
30	24		16	18	10	6	4	2	2	60	36	54
31	24		16		10		4	2		60		54
DAN	27	13	25	10	19	24	18	15	1	1	20	22
NV	24	20	16	16	10	6	4	2	2	4	16	18
SV	33	29	20	21	13	8	5	3	2	22	33	27
VV	50	50	26	32	18	10	6	6	2	90	80	54
DAN	10	3	11	13	1	1	1	1	1	23	3	30

GOD.	NV	DATUM	SNV	SV	SVV	VV	DATUM
2003	2	15. 08.	12	18	35	90	23. 10.

VODOSTAJI

STANICA: SARAJEVO - automatska
 RIJEKA: MILJACKA
 SLIV: Bosne
 GODINA POČETKA RADA: 1892

Redni broj: 16

KOTA "0": 538,90 mm

SREDNJE DNEVNE VRIJEDNOSTI VODOSTAJA (cm) ZA: 2003. GODINU

DANI	MJESECI											
	1	2	3	4	5	6	7	8	9	10	11	12
1	107	98	98	109	99	93	92	88	86	88	114	91
2	105	98	100	105	99	95	91	88	86	87	123	91
3	104	96	102	103	99	95	90	88	87	86	125	90
4	106	99	104	102	98	96	91	88	86	86	112	90
5	113	112	102	101	97	95	91	88	86	86	107	90
6	112	106	102	100	97	92	91	87	86	87	104	90
7	130	102	102	98	96	95	90	87	86	88	102	90
8	122	101	100	98	95	97	90	87	86	89	100	90
9	115	100	100	97	95	94	90	87	86	90	99	89
10	114	99	100	97	95	102	89	87	88	92	98	89
11	109	99	104	100	94	105	90	87	87	89	97	89
12	106	98	108	101	95	96	89	87	87	88	96	95
13	104	97	111	104	93	94	89	87	87	87	95	108
14	103	97	106	103	93	93	92	87	87	87	94	99
15	102	96	102	102	92	93	90	87	87	87	94	97
16	102	96	100	101	92	92	89	88	86	87	94	95
17	102	95	99	101	92	91	88	87	86	87	93	94
18	101	95	97	101	92	91	89	87	86	87	94	92
19	101	95	97	101	94	97	89	87	86	87	93	92
20	100	95	96	100	91	97	89	87	86	87	93	92
21	100	95	96	99	91	93	89	87	86	89	92	92
22	102	94	95	101	92	92	89	86	86	124	92	96
23	108	94	94	100	94	96	88	86	86	190	91	98
24	107	93	94	100	93	92	88	86	86	126	91	96
25	104	94	94	100	92	91	88	86	86	112	92	95
26	102	94	96	99	93	91	88	87	86	107	91	95
27	101	95	98	99	93	95	88	87	86	104	91	95
28	100	96	101	100	95	92	88	86	86	103	91	95
29	101		104	99	94	92	88	86	87	103	92	101
30	100		106	99	95	96	89	86	90	126	92	111
31	100		106		96		88	86		128		110
DAN	28	24	23	9	20	17	28	6	24	2	22	9
NV	99	91	92	96	90	90	87	84	85	86	91	88
SV	106	97	101	101	94	94	89	87	86	99	98	95
VV	157	115	114	111	109	120	106	93	103	285	151	115
DAN	7	4	12	1	10	11	9	7	10	23	2	12

GOD.	NV	DATUM	SNV	SV	SVV	VV	DATUM
2003	84	06. 08.	90	96	132	285	23. 10.

VODOSTAJI

STANICA: TRAVNIK - automatska
 RIJEKA: LAŠVA
 SLIV: Bosne
 GODINA POČETKA RADA: 1959

Redni broj: 17

KOTA "0": 508.54 mm

SREDNJE DNEVNE VRIJEDNOSTI VODOSTAJA (cm) ZA: 2003. GODINU

DANI	MJESECI											
	1	2	3	4	5	6	7	8	9	10	11	12
1							60	61	64	71		
2						64	59	60	65	70		69
3						63	59	60	66	71		68
4						63	61	60	65	71		68
5						62	61	60	65	71		68
6						62	60	60	65	76		69
7						62	59	60	66	73		69
8						63	59	60	66	76		68
9						63	59	60	67			67
10						62	59	61	70			68
11						62	59	61	68			68
12						61	59	60	67			70
13						61	59	61	68			70
14						60	60	61	68			69
15						60	59	62	68			69
16						60	59	62	67			69
17						60	59	62	67			69
18						60	59	62	67			68
19						60	59	63	67			68
20						60	59	63	68			68
21					80	60	58	63	68			68
22					78	60	58	63	68			70
23						59	58	63	68			70
24						59	58	63	68			69
25						59	58	65	69			69
26						58	59	65	69			69
27						62	59	64	69			69
28						60	60	64	70			69
29						61	62	63	73			71
30						61	61	63	72			73
31							61	63				74
DAN						26	21	2	1			
NV						58	58	68	64			
SV						61	59	62	68			
VV						67	66	70	76			
DAN						7	4	25	10			

GOD. 2003 NV DATUM SNV SV SVV VV DATUM

VODOSTAJI

STANICA: MERDANI - osmatrač
 RIJEKA : LAŠVA
 SLIV : Bosna
 GODINA POČETKA RADA: 1979

Redni broj: 18

KOTA "0": 357.52 mmm

SREDNJE DNEVNE VRIJEDNOSTI VODOSTAJA (cm) ZA: 2003. GODINU

DANI	MJESECI											
	1	2	3	4	5	6	7	8	9	10	11	12
1	100	85	79	100	81	72	63	53	49	56	95	62
2	98	80	80	96	80	72	62	52	49	56	96	62
3	96	79	83	95	79	71	60	54	50	55	87	61
4	96	82	88	95	78	70	58	53	50	53	83	61
5	96	110	86	92	76	70	64	52	50	53	78	61
6	98	98	85	90	75	68	62	52	50	65	75	61
7	100	94	86	86	74	68	60	52	50	62	73	60
8	102	92	85	84	73	66	58	52	50	66	70	60
9	100	90	83	88	72	66	58	52	52	68	68	60
10	98	86	82	92	72	66	58	51	60	66	68	60
11	97	84	82	96	72	65	57	51	60	65	66	60
12	96	83	83	94	72	65	58	50	54	63	65	62
13	95	82	86	94	72	63	58	50	52	62	64	72
14	92	80	88	92	72	62	62	50	53	61	63	72
15	89	79	86	90	71	60	60	50	53	60	63	71
16	88	78	84	90	70	60	58	50	53	58	62	68
17	86	78	84	90	70	60	58	50	52	57	62	66
18	84	77	82	88	70	60	57	50	52	57	72	64
19	83	73	80	86	70	66	56	50	52	58	70	62
20	83	76	79	85	70	60	56	52	52	58	68	62
21	82	74	78	84	71	60	56	50	52	57	67	62
22	82	72	81	86	78	60	55	50	52	62	66	68
23	88	71	83	84	104	60	54	50	51	120	64	68
24	90	70	86	84	92	60	52	50	50	105	64	67
25	90	71	85	83	80	58	52	50	50	86	64	66
26	88	71	85	85	74	58	51	50	50	83	63	66
27	86	72	88	83	79	58	51	50	50	80	63	66
28	86	74	90	83	76	57	51	50	50	76	62	67
29	88		92	82	74	58	52	50	60	77	62	68
30	87		92	82	73	64	56	49	58	79	62	68
31	86		90		73		54	49		98		68
DAN	21	24	21	30	16	28	26	30	1	4	28	7
NV	82	70	78	82	70	57	51	49	49	53	62	60
SV	91	81	85	89	76	63	57	51	52	68	70	65
VV	102	110	92	100	104	72	64	54	60	120	96	72
DAN	8	5	30	1	23	1	5	3	29	23	2	13
GOD.	NV	DATUM		SNV		SV		SVV		VV	DATUM	
2003	49	30. 08.		64		70		87		120	23. 10.	

VODOSTAJI

STANICA: OLOVO - osmatrač/automatska
 RIJEKA: KRIVAJA
 SLIV: Bosna
 GODINA POČETKA RADA: 1969

Redni broj: 19

KOTA "0": 527.16 mm

SREDNJE DNEVNE VRIJEDNOSTI VODOSTAJA (cm) ZA: 2003. GODINU

DANI	MJESECI											
	1	2	3	4	5	6	7	8	9	10	11	12
1	76	49	41	106	48	42	42	20	17	18	96	24
2	79	46	46	90	47	44	36	24	17	18	120	24
3	72	46	51	82	46	48	34	22	18	17	160	24
4	63	46	57	80	45	50	34	21	18	17	110	24
5	58	76	60	74	44	48	40	20	18	18	87	23
6	63	66	60	69	43	40	42	19	18	20	73	23
7	150	60	58	65	43	38	36	18	17	22	67	24
8	143	57	61	62	42	30	34	18	17	22	61	22
9	92	54	60	60	42	28	33	18	17	26	56	20
10	81	51	60	62	42	26	30	17	18	26	53	22
11	67	51	87	78	41	26	28	17	18	25	49	22
12	61	50	106	75	42	26	27	17	19	25	47	26
13	56	49	128	88	42	28	27	16	22	23	44	55
14	60	46	102	83	42	28	30	16	25	22	42	45
15	60	46	87	75	40	26	28	16	25	21	36	40
16	60	46	76	71	40	26	26	17	24	22	32	35
17	57	43	69	69	39	25	25	17	20	21	24	32
18	55	46	63	67	39	24	24	17	19	21	38	28
19	54	45	60	66	38	32	20	17	19	21	36	28
20	54	43	65	62	37	30	36	18	18	21	32	27
21	51	41	66	59	38	33	34	18	17	21	28	28
22	55	41	62	61	39	30	28	18	16	68	26	34
23	60	34	59	58	63	30	25	18	16	299	26	36
24	63	34	58	56	62	32	24	18	16	141	26	37
25	57	41	59	58	48	36	23	17	18	96	24	37
26	57	41	65	54	43	32	22	17	18	74	23	36
27	54	41	72	52	41	34	21	17	17	62	22	35
28	51	39	84	52	40	33	19	17	17	53	22	36
29	54		95	50	44	44	21	17	17	51	22	40
30	54		100	50	41	57	32	17	18	96	22	62
31	51		100		41		29	17		131		64
DAN	21	23	1	29	20	29	10	13	22	3	27	9
NV	51	34	41	50	37	32	31	16	16	17	22	18
SV	67	47	72	68	43	34	29	18	18	49	50	33
VV	150	76	128	106	80	79	49	24	25	405	201	64
DAN	7	5	13	1	20	29	6	2	14	23	2	31
GOD.	NV	DATUM		SNV		SV		SVV		VV	DATUM	
2003	16	13. 08.		30		44		116		405	23. 10.	

VODOSTAJI

STANICA: ZAVIDOVIĆI - automatska
 RIJEKA: KRIVAJA
 SLIV: Bosna
 GODINA POČETKA RADA: 1978

Redni broj: 20

KOTA "0": 204.32 mm

SREDNJE DNEVNE VRIJEDNOSTI VODOSTAJA (cm) ZA: 2003. GODINU

DANI	MJESECI											
	1	2	3	4	5	6	7	8	9	10	11	12
1	75	41	38	65	20	14	12	-1	-6	2	75	0
2	69	39	41	56	20	17	4	-2	-5	-1	82	-1
3	63	37	47	47	18	18	0	-4	-2	-2	173	-1
4	52	40	60	49	16	19	0	-4	-3	-3	99	0
5	52	91	50	44	15	18	8	-5	-4	-3	55	-1
6	61	64	49	42	14	14	13	-5	-4	3	41	-1
7	56	47	49	41	14	12	6	-5	-5	12	30	0
8	109	43	45	39	14	12	2	-5	-5	13	26	-2
9	72	41	43	38	10	10	2	-5	-5	34	24	-4
10	61	40	43	39	11	7	-1	-5	-3	44	22	-3
11	50	39	59	55	11	5	-2	-6	10	35	21	-3
12	45	38	82	53	12	10	-2	-6	4	20	19	0
13	41	37	97	140	14	17	-4	-6	19	11	17	38
14	41	36	78	78	14	9	6	-6	42	7	15	34
15	41	35	61	58	12	5	0	-5	14	5	13	25
16	43	35	50	47	11	4	-2	-5	4	4	11	20
17	45	34	46	42	11	4	-4	-5	1	3	7	17
18	44	34	45	38	10	18	-3	-5	-1	3	34	12
19	43	33	43	35	9	7	-3	-5	-2	2	33	12
20	41	34	46	33	8	6	12	-4	-3	2	26	13
21	41	33	53	30	9	9	8	-3	-4	4	21	14
22	46	33	43	31	10	7	-1	-4	-4	52	18	35
23	66	33	40	30	28	6	-5	-5	-4	350	13	43
24	65	33	39	29	23	8	-3	-5	-4	160	10	33
25	51	33	39	28	16	11	-6	-5	-3	92	6	29
26	45	33	40	27	12	15	-6	-5	-3	60	2	29
27	43	34	43	26	10	7	-6	-4	-3	49	0	29
28	42	36	53	24	10	11	-6	-5	-4	46	-1	34
29	51		62	23	15	16	-4	-6	-2	45	-1	55
30	47		65	21	14	32	-8	-6	3	65	-2	104
31	44		63		13		4	-6		110		106
DAN	14	23	1	30	8	29	27	30	1	5	30	10
NV	38	33	37	21	7	3	-8	-7	-7	-4	-2	-4
SV	53	39	52	44	14	12	0	-5	1	39	30	21
VV	132	111	100	183	28	32	20	0	54	443	227	113
DAN	8	5	13	13	1	25	5	1	13	23	3	30

GOD.	NV	DATUM	SNV	SV	SVV	VV	DATUM
2003	-8	27. 07.	9	25	120	443	23. 10.

VODOSTAJI

STANICA: BIOŠTICA - osmatrač
 RIJEKA : BIOŠTICA
 SLIV : Krivaja
 GODINA POČETKA RADA: 1962.

Redni broj: 21

KOTA "0": 536.26 mm

SREDNJE DNEVNE VRIJEDNOSTI VODOSTAJA (cm) ZA: 2003. GODINU

DANI	MJESECI											
	1	2	3	4	5	6	7	8	9	10	11	12
1	56	38	32	66	30	13	20	13	7	9	80	26
2	60	36	36	60	29	17	17	13	7	7	56	25
3	62	36	40	54	30	19	16	10	6	7	92	23
4	64	36	44	52	30	21	17	9	6	9	87	24
5	65	56	46	49	30	18	18	9	6	9	48	26
6	67	50	46	47	30	19	20	10	7	9	46	27
7	68	46	45	44	26	25	20	10	6	9	45	25
8	72	44	47	42	27	22	14	8	6	10	40	27
9	83	42	46	39	24	25	13	8	6	10	40	28
10	87	40	46	40	24	21	15	8	7	10	41	27
11	76	40	62	40	22	20	16	8	8	10	33	30
12	54	39	72	44	20	20	13	8	8	13	32	28
13	44	38	82	50	18	19	12	8	9	11	31	41
14	46	36	70	47	16	19	13	8	9	11	29	40
15	46	36	62	44	16	18	14	8	9	12	28	39
16	46	36	56	42	15	16	14	8	10	12	26	40
17	44	34	52	41	14	16	13	7	10	12	25	41
18	43	36	48	40	14	18	12	7	10	11	26	41
19	42	35	46	40	13	18	13	7	10	11	25	29
20	42	34	46	36	12	19	13	7	10	12	24	26
21	40	32	46	36	11	20	14	8	8	12	20	18
22	43	32	44	36	11	18	13	7	8	12	24	22
23	46	26	46	36	12	22	12	7	7	168	24	27
24	48	26	40	35	10	26	11	7	7	90	24	27
25	44	32	40	35	10	27	12	7	7	64	23	25
26	44	32	42	32	12	26	12	9	7	52	25	29
27	42	32	46	32	10	17	10	8	7	50	25	32
28	40	30	52	32	10	16	10	8	9	46	26	34
29	42		60	31	12	17	11	7	9	46	26	39
30	42		62	30	12	25	13	7	9	71	25	44
31	40		64		14		13	6		92		45
DAN	21	23	1	30	24	1	27	31	3	2	21	21
NV	40	26	32	30	10	13	10	6	6	7	20	18
SV	53	37	51	42	18	20	14	8	8	29	37	31
VV	87	56	82	66	30	27	20	13	10	168	92	45
DAN	10	5	13	1	1	25	1	1	16	23	3	31

GOD.	NV	DATUM	SNV	SV	SVV	VV	DATUM
2003	6	31. 08.	18	29	58	168	23. 10.

VODOSTAJI

STANICA: OLOVSKE LUKE - osmatrač
 RIJEKA : STUPČANICA
 SLIV : Krivaja
 GODINA POČETKA RADA: 1961.

Redni broj: 22

KOTA "0": 543.51 mm

SREDNJE DNEVNE VRIJEDNOSTI VODOSTAJA (cm) ZA: 2003. GODINU

DANI	MJESECI											
	1	2	3	4	5	6	7	8	9	10	11	12
1	67	47	43	78	43	43	47	35	32	34	63	38
2	60	46	42	61	43	52	39	33	32	33	57	38
3	57	46	47	61	42	49	37	33	33	33	98	38
4	53	43	48	60	42	47	36	33	33	33	71	37
5	51	56	47	58	41	46	39	33	32	33	62	37
6	53	51	48	55	39	42	46	32	32	35	57	37
7	84	49	51	51	38	42	40	32	32	35	52	39
8	82	47	49	49	38	41	37	31	32	34	50	38
9	65	46	49	47	38	41	36	31	32	38	49	37
10	61	46	57	48	38	39	35	31	33	44	48	36
11	55	46	62	64	37	36	35	31	35	43	47	37
12	52	45	70	63	37	36	35	30	34	40	46	37
13	50	45	61	76	39	36	34	30	35	37	44	54
14	49	45	56	68	38	36	37	30	42	35	44	50
15	48	44	56	61	38	35	36	30	39	35	43	46
16	48	43	50	60	37	35	35	31	35	35	43	45
17	47	43	49	58	36	35	35	31	34	35	43	43
18	47	42	49	56	36	35	34	31	33	34	48	42
19	46	41	48	54	36	37	42	32	33	34	47	41
20	46	41	48	51	36	41	40	33	33	34	46	42
21	45	41	49	50	37	37	39	32	33	35	45	43
22	45	41	47	51	38	36	35	33	33	37	44	44
23	49	39	43	49	54	35	35	32	33	260	43	47
24	49	39	43	48	61	37	34	31	33	97	42	47
25	48	40	45	49	49	37	34	31	33	61	42	49
26	47	40	51	48	43	35	33	31	34	60	41	47
27	46	40	55	46	42	35	33	32	34	56	41	48
28	46	42	61	46	41	34	32	32	33	50	41	50
29	46		67	45	45	34	34	32	34	50	40	47
30	46		70	44	44	59	38	31	35	61	39	55
31	47		67		43		36	31		78		59
DAN	21	24	2	30	17	28	28	15	1	2	30	10
NV	46	39	42	44	36	34	32	30	32	33	39	36
SV	53	44	53	55	41	39	37	32	34	50	49	43
VV	110	56	70	78	61	59	47	35	42	260	98	59
DAN	7	5	30	1	24	30	1	1	14	23	3	31

GOD.	NV	DATUM	SNV	SV	SVV	VV	DATUM
2003	30	15. 08.	37	44	81	260	23. 10.

VODOSTAJI

STANICA: MODRAC - osmatrač
 RIJEKA : SPREČA
 SLIV : Bosna
 GODINA POČETKA RADA: 1957

Redni broj: 23

KOTA "0": 182.47 mm

SREDNJE DNEVNE VRIJEDNOSTI VODOSTAJA (cm) ZA: 2003. GODINU

DANI	MJESECI											
	1	2	3	4	5	6	7	8	9	10	11	12
1	88	88	88	88	72	63	66	54	48	48	58	74
2	88	88	88	88	72	63	66	54	48	48	58	74
3	88	88	88	82	72	66	66	54	48	48	68	74
4	88	88	88	82	72	66	66	54	48	48	68	74
5	88	88	88	82	72	66	66	54	48	48	86	74
6	88	88	88	82	72	66	66	54	48	48	86	74
7	88	88	88	82	72	66	66	52	48	48	86	60
8	88	88	88	74	70	66	66	52	48	44	86	60
9	88	88	88	74	68	66	66	52	48	44	86	60
10	88	88	88	74	70	66	66	52	48	44	86	60
11	88	88	88	74	70	66	66	52	48	44	86	60
12	88	88	88	68	68	66	66	50	48	44	86	60
13	88	88	88	68	68	66	66	50	48	44	74	60
14	88	90	88	68	68	66	66	50	48	44	74	60
15	88	90	88	68	68	66	66	50	48	44	74	60
16	88	90	88	68	68	66	66	50	48	44	74	60
17	88	88	88	70	68	66	66	50	48	44	74	60
18	88	88	88	70	65	66	56	50	48	44	74	60
19	88	88	88	70	65	66	52	50	48	44	74	60
20	88	88	88	70	65	66	52	50	48	44	74	60
21	88	88	88	70	63	66	52	50	48	44	74	60
22	88	88	88	72	63	66	56	50	48	44	74	60
23	88	88	88	72	63	66	56	50	48	58	74	60
24	88	88	88	72	63	66	56	50	48	58	74	60
25	88	88	88	72	63	66	56	48	48	58	74	60
26	88	88	88	72	63	66	56	48	48	58	74	60
27	88	88	88	72	63	66	56	48	48	58	74	78
28	88	88	88	72	63	66	56	48	48	58	74	78
29	88		88	72	63	66	56	48	48	58	74	78
30	88		88	72	63	66	56	48	48	58	74	78
31	88		88		63		56	48		58		78
DAN	1	1	1	12	21	1	19	25	1	8	1	7
NV	88	88	88	68	63	63	52	48	48	44	58	60
SV	88	88	88	74	67	66	61	51	48	49	76	66
VV	88	90	88	88	72	66	66	54	48	58	86	78
DAN	2	14	1	1	1	3	1	1	1	23	5	27

GOD.	NV	DATUM	SNV	SV	SVV	VV	DATUM
2003	44	08. 10.	64	68	74	90	14. 02.

VODOSTAJI

STANICA: KARANOVAC - automatska
 RIJEKA : SPREČA
 SLIV : Bosna
 GODINA POČETKA RADA: 1969

Redni broj: 24

KOTA "0": 150.06 mm

SREDNJE DNEVNE VRIJEDNOSTI VODOSTAJA (cm) ZA: 2003. GODINU

DANI	MJESECI											
	1	2	3	4	5	6	7	8	9	10	11	12
1	181	173	135	117	84						90	96
2	161	152	137	117	83		72				87	97
3	149	133	143	116	83		70				92	96
4	142	133	147	102	83						89	97
5	146	171	139	100	83						100	97
6	164	236	134	100	83			58			100	85
7	149	218	131	99	83			55			102	84
8	138	191	128	99	82			55		64	109	83
9	133	182	127	99	81	84		54		77	109	82
10	130	167	126	86	81	84		54		69	108	81
11	127	135	126	85	81	84		56		64	108	82
12	125	132	126	85	80	85	71	55		60	108	82
13	119	129	125	118		85	69	55		58	107	89
14	127	128	124	97		85	69	56		57	97	87
15	126	126	124	89		84	69	56		57	96	85
16	128	128	129	87		84	68	58		57	96	84
17	131	126	136	86		83	68	63		57	96	84
18	134	126	134	85		82	68	57		58	107	83
19	132	122	130	85		83	65	56		57	103	82
20	130	125	129	83		82	58	57		57	100	82
21	126	124	127	84		80	57			58	99	82
22	131	124	122	84		79	57			58	96	86
23	148	125	120	85		78	58			125	95	99
24	149	125	119	84		77	67			117	95	108
25	144	126	118	84		78				92	96	105
26	140	128	118	84						86	96	102
27	136	129	118	84						85	96	112
28	135	132	117	85						94	96	118
29	149		117	84						89	95	122
30	158		118	84						91	96	134
31	146		118							103		147
DAN	13	19	28	20							2	9
NV	105	117	116	81							86	81
SV	140	145	127	92							99	95
VV	190	238	150	138							111	150
DAN	1	6	4	13							18	31

GOD. 2003 NV DATUM SNV SV SVV VV DATUM

VODOSTAJI

STANICA: TUZLA - osmatrač
 RIJEKA : JALA
 SLIV : Spreča
 GODINA POČETKA RADA: 1979

Redni broj: 25

KOTA "0": (220.18)

SREDNJE DNEVNE VRIJEDNOSTI VODOSTAJA (cm) ZA: 2003. GODINU

DANI	MJESECI											
	1	2	3	4	5	6	7	8	9	10	11	12
1	50	46	37	35	35		25	25	19		33	27
2	49			35	35	30	25	25	19	18	33	27
3	45	46	38	35	35	30	25	24	18	18	41	27
4	45	40	43	35	35	30	25	23	18	18	40	27
5		63	44	35	34	30	27	23	18		37	27
6	45	48	43	35	33	29	26	23	18	51	35	27
7	44	49	40	35	32	28	25	23	18	23	34	
8	44	44	39	36	31	27	25	23	18	36	34	28
9	44			36	31	27	25	23	18	36	34	27
10	40	41	37	36	30	28	24	22	19	34	34	27
11	40	41	37	35	30	27	24	22	18	30	34	27
12		40	37	35	30	27	24	20	18		33	27
13	40	40	36		30	27	23	20	18	23	32	28
14	40	38	36	37	30	27	23	20	18	18	32	28
15	40	38	37	36	30	26	23	18	18	18	32	28
16	36			36	30	26	23	18	18	18	30	28
17	36	36	39	36	30	26	23	18	18	18	30	30
18	39	36	38	36	30	26	23	18	18	18	34	30
19		36	39	35	30	27	23	18	18	18	34	28
20	40	36	39	35	30	27	23	18	18	18	34	30
21	38	36	38	35	32	27	23	18	18	23	32	
22	39	37	37	36	34	27	23	18	18	32	32	33
23	45			36	35	26	23	18	18	70	31	36
24	45	38	37	36	34	26	25	18	18	41	30	37
25	44	38	36	36	32	25	24	18	18	41	30	36
26		37	36	36	36	25	24	18	18		30	36
27	40	37	36	36	39	25	23	18	18	36	29	35
28	41	37	36	36	36	25	23	18	18	34	28	34
29	42		36	36	34	25	50	18	18	34	27	34
30	48		35	35	32	25	27	18	20	32	27	39
31	47		35		32		27	18		33		40
DAN					10		13	15	3			
NV					30		23	18	18			
SV					32		25	20	18			
VV					39		50	25	20			
DAN					27		29	1	30			

GOD. 2003 NV DATUM SNV SV SVV VV DATUM

VODOSTAJI

STANICA: GORAŽDE - automatska
 RIJEKA : DRINA
 SLIV : SAVA
 GODINA POČETKA RADA: 1963

Redni broj: 26

KOTA "0": (500.00)

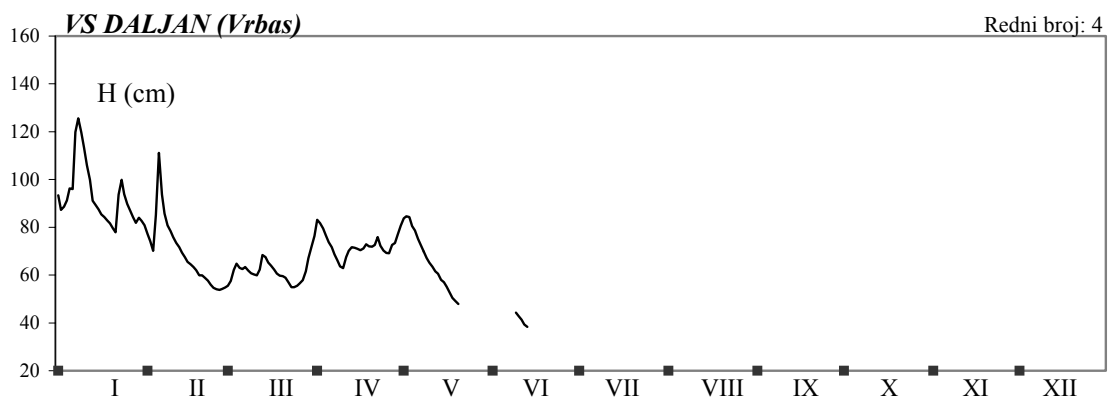
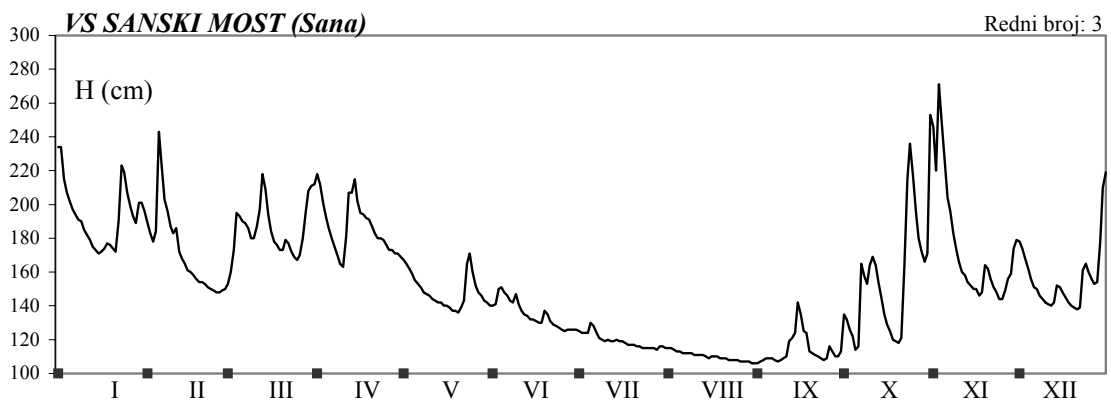
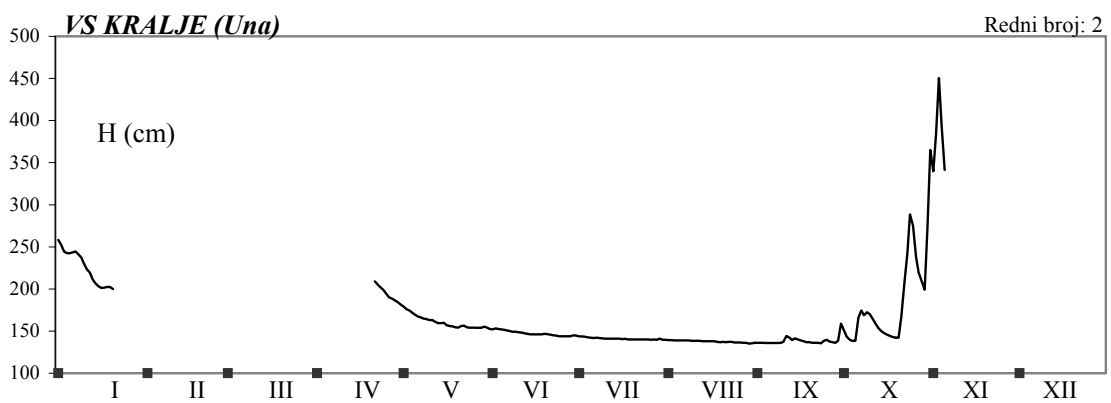
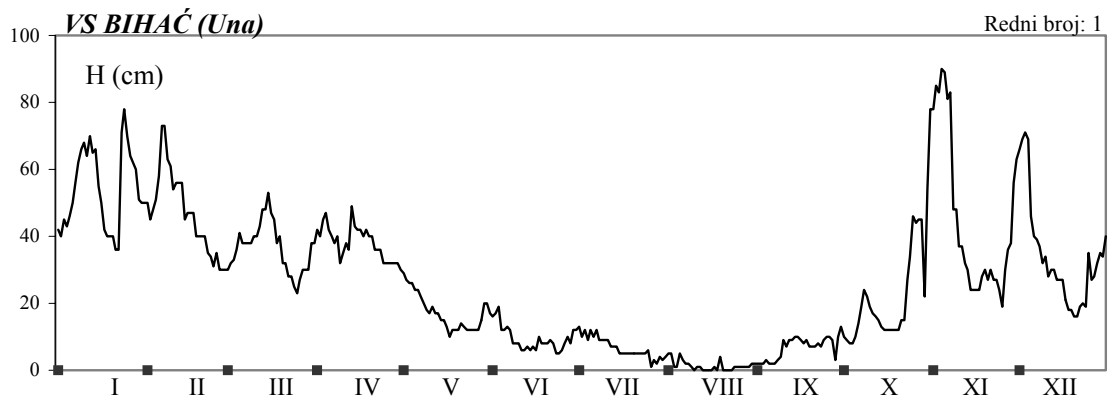
SREDNJE DNEVNE VRIJEDNOSTI VODOSTAJA (cm) ZA: 2003. GODINU

DANI	MJESECI											
	1	2	3	4	5	6	7	8	9	10	11	12
1							48	5	-5	-5	110	109
2							63	5	-5	-5	110	96
3							41	5	4	-6	188	71
4							42	4	-5	-6	159	74
5							45	3	-5	-1	124	79
6							27	2	-6	27	102	76
7							30	2	-6	69	89	71
8							47	8	-6	44	80	75
9							56	1	-6	45	71	75
10							37	0	-5	57	69	73
11							45	0	1	41	74	74
12							64	-1	8	28	62	69
13							45	-1	4	34	50	54
14							36	1	4	26	58	65
15							33	0	4	21	53	81
16							29	1	3	33	55	64
17							37	0	1	36	48	80
18							40	0	0	33	55	86
19							29	-1	-1	16	69	84
20							45	14	-2	29	70	39
21							54	43	-3	32	58	42
22							12	25	-4	103	39	39
23							8	-3	-4	151	36	78
24						62	11	-4	-5	164	40	102
25						58	9	-4	-5	126	47	102
26						82	9	-3	-5	98	54	99
27						92	8	-3	-5	90	66	102
28						53	8	25	-5	87	81	92
29						35	8	38	-5	76	104	71
30						44	19	2	2	84	103	93
31							7	-5		125		47
DAN							23	31	7	4	24	21
NV							4.5	-5	-7	-7	30	29
SV							32	5	-2	53	77	76
VV							101	69	39	198	198	121
DAN							12	22	3	24	3	1

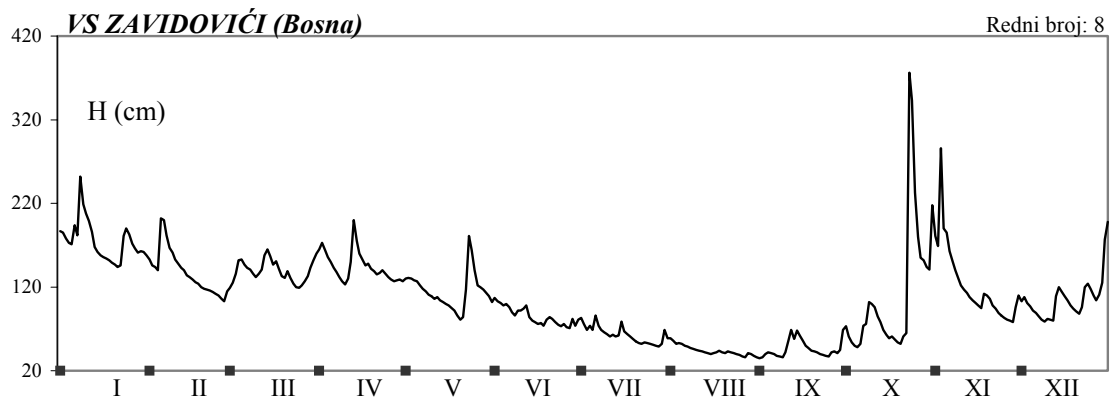
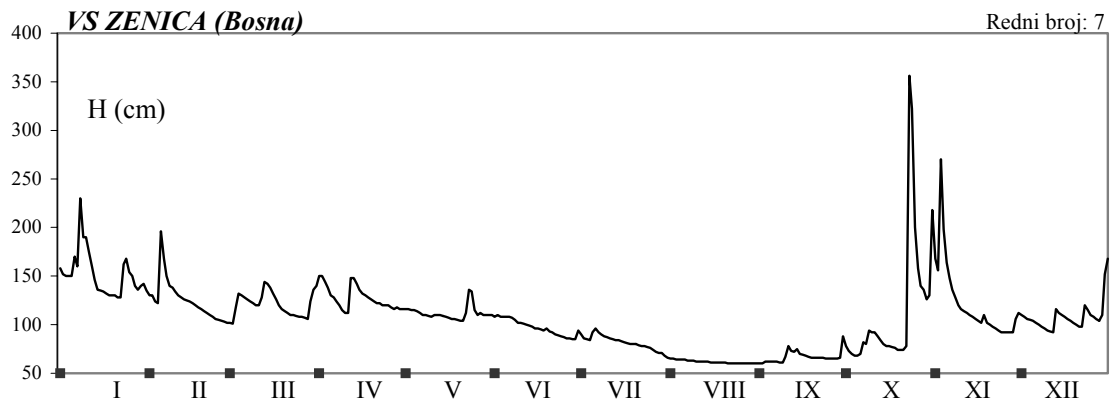
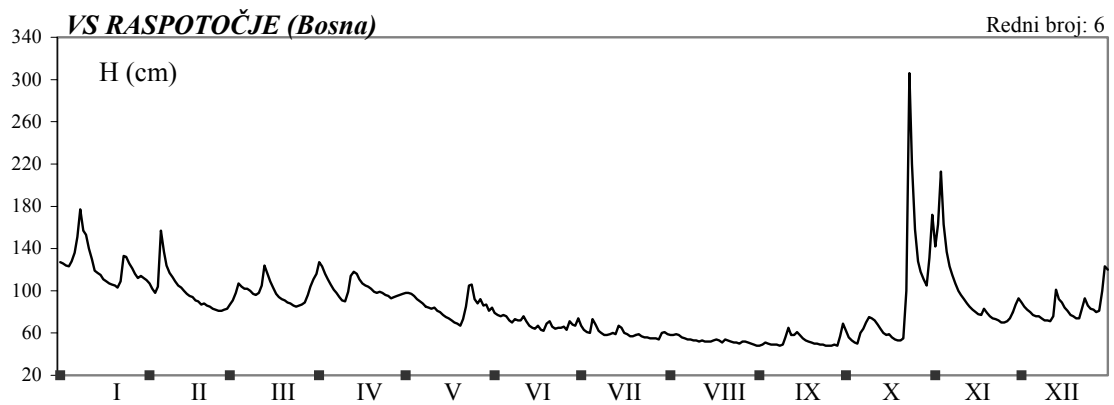
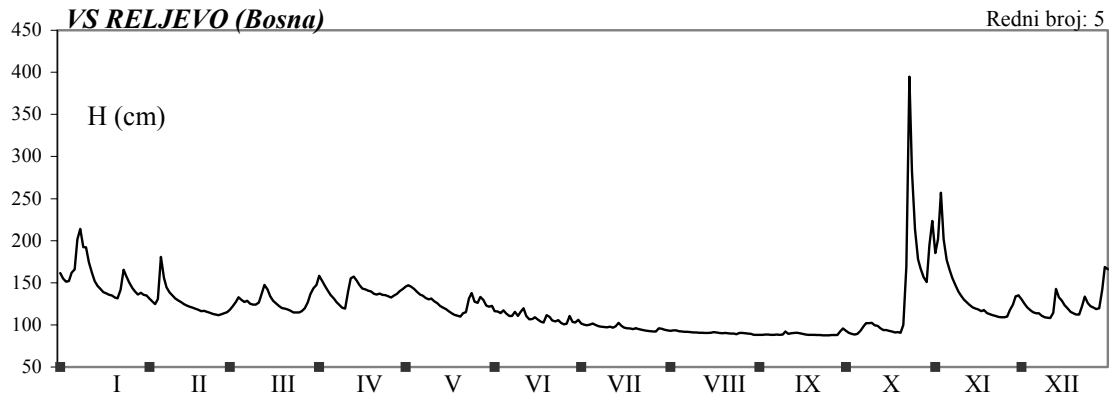
GOD. 2003 NV DATUM SNV SV SVV VV DATUM

GRAFIKONI OSCILACIJA VODOSTAJA

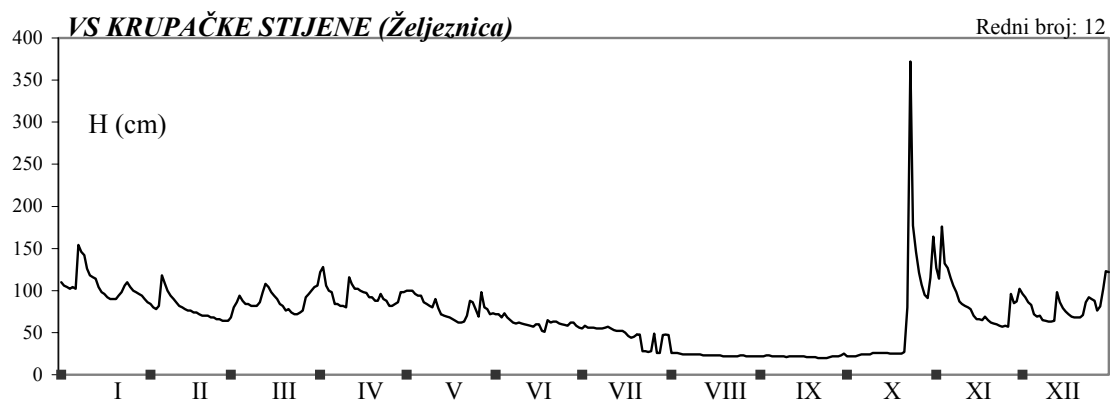
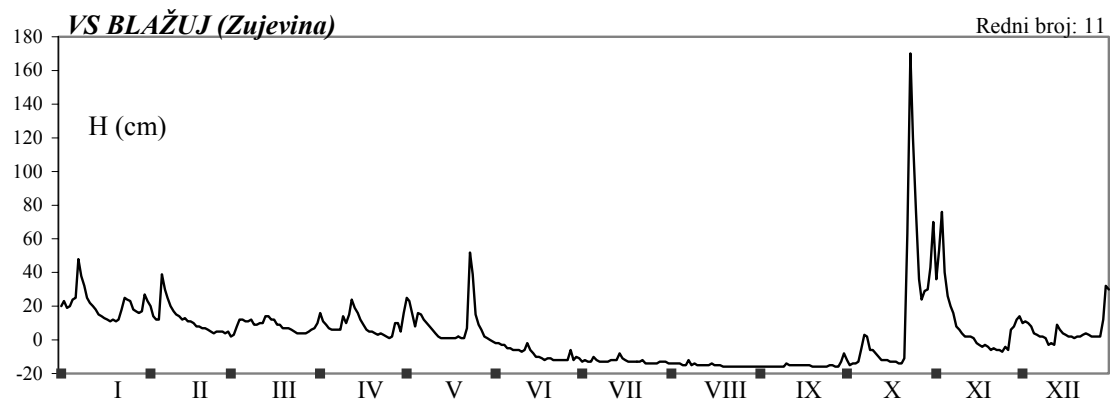
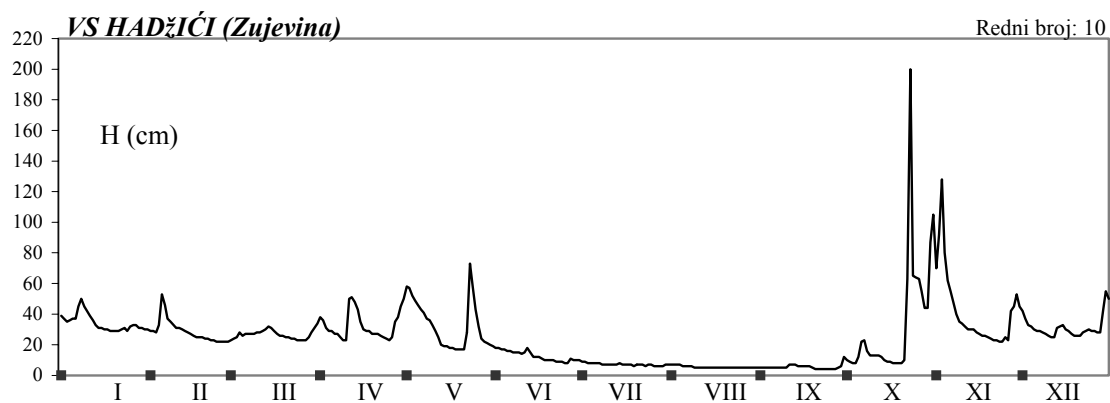
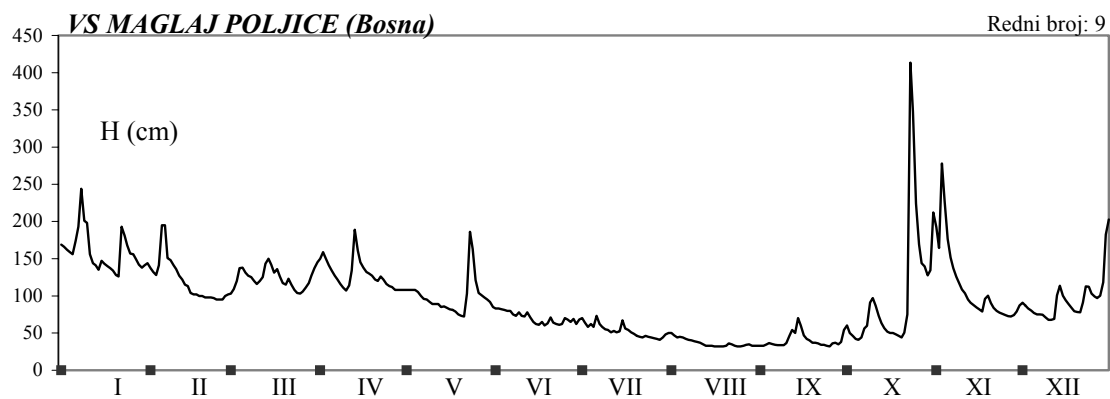
VODOSTAJI



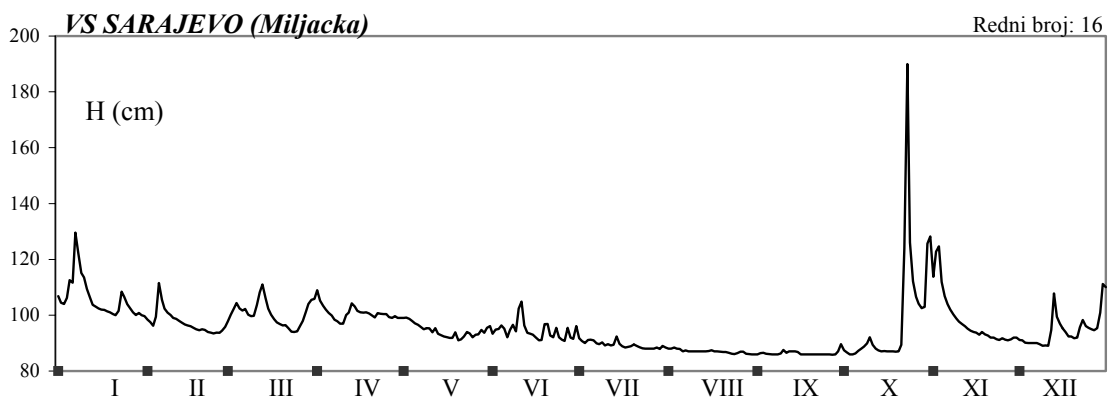
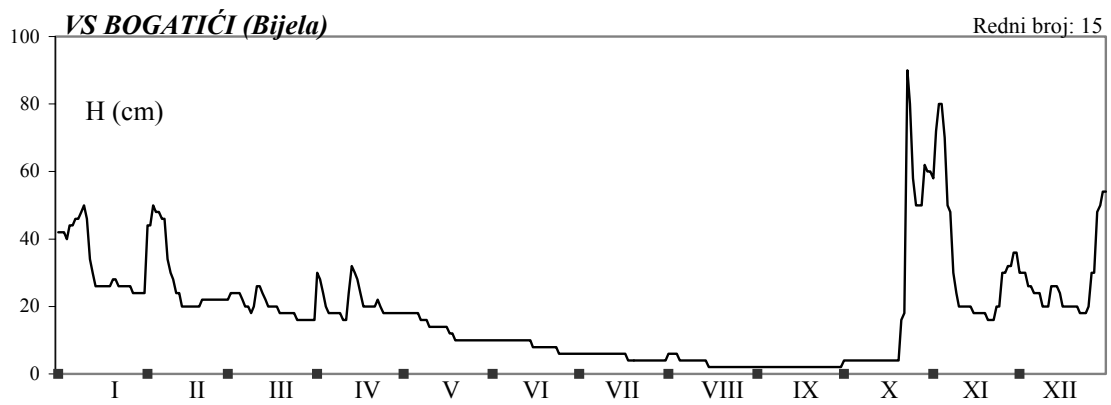
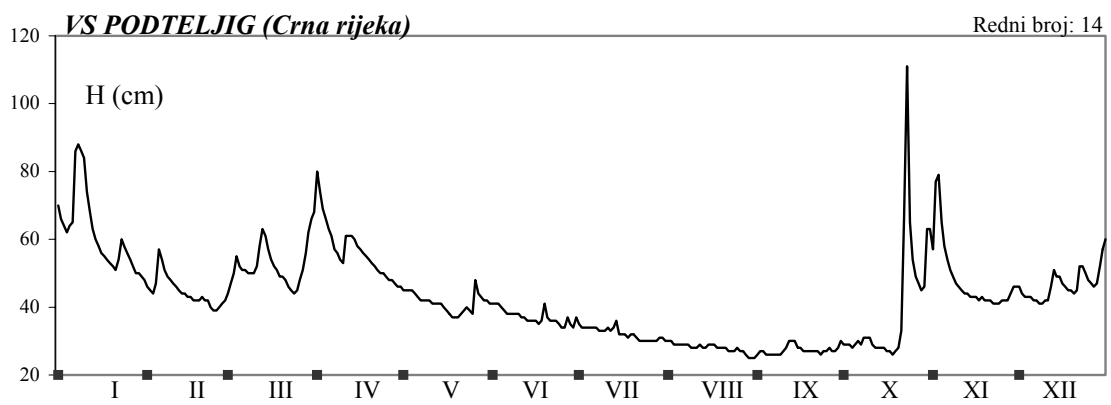
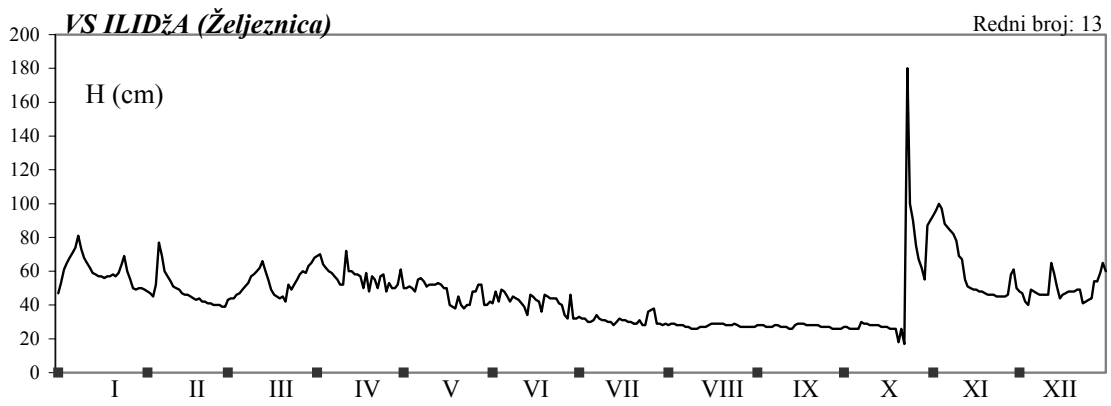
VODOSTAJI



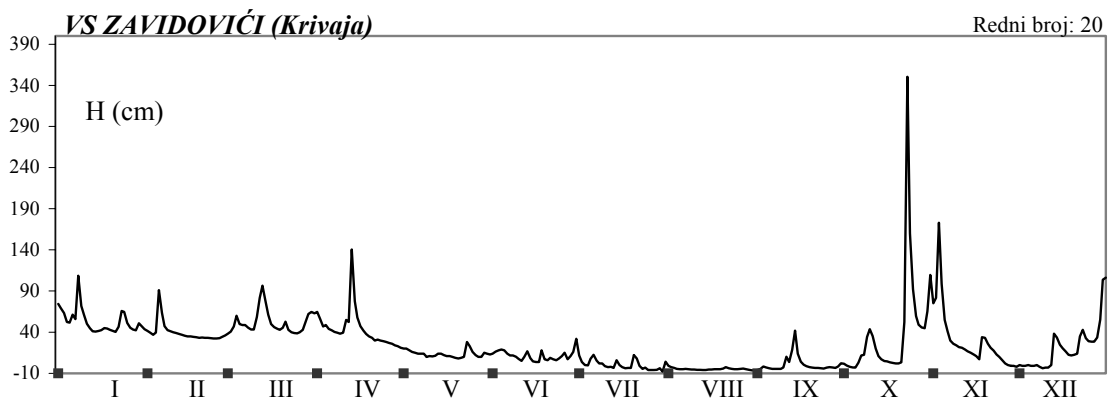
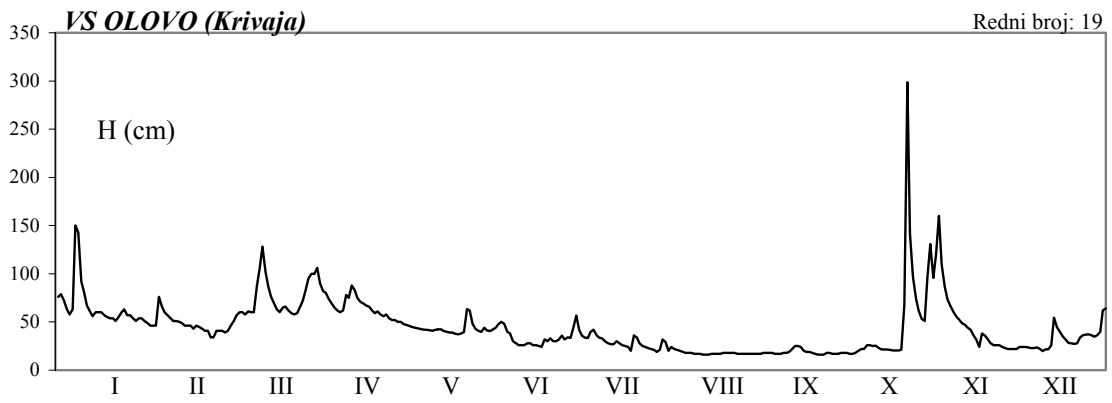
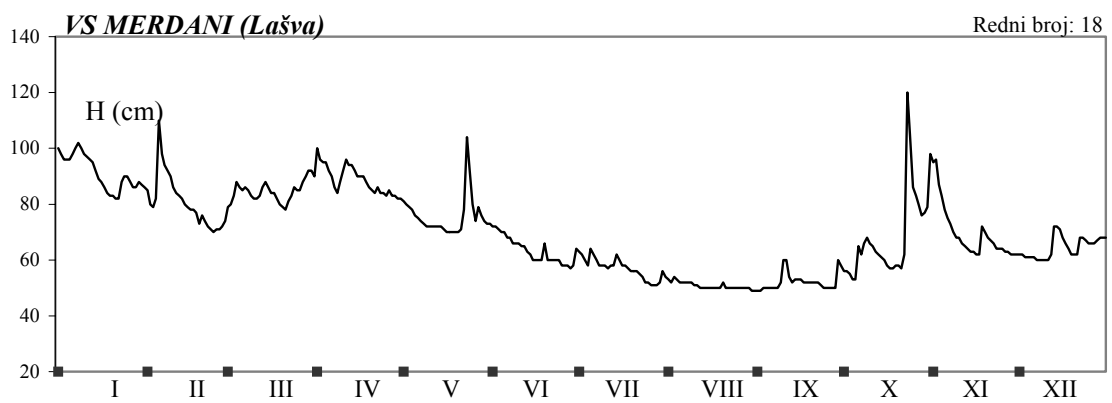
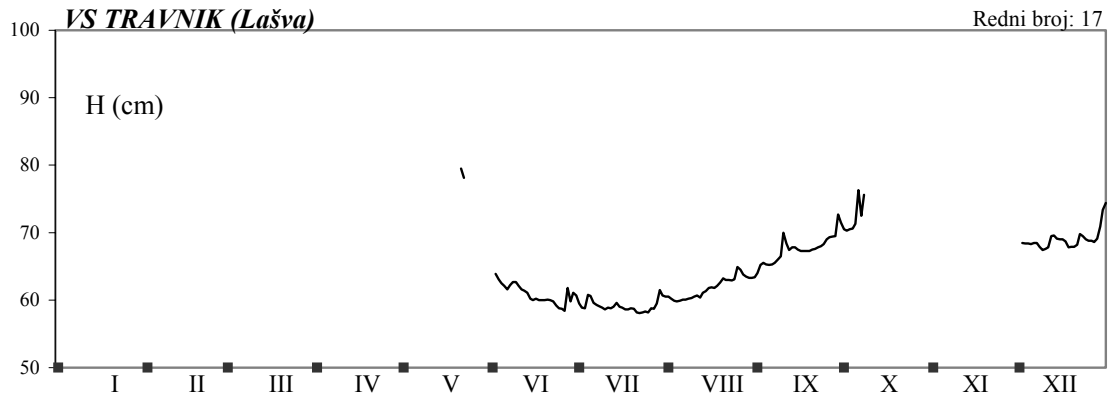
VODOSTAJI



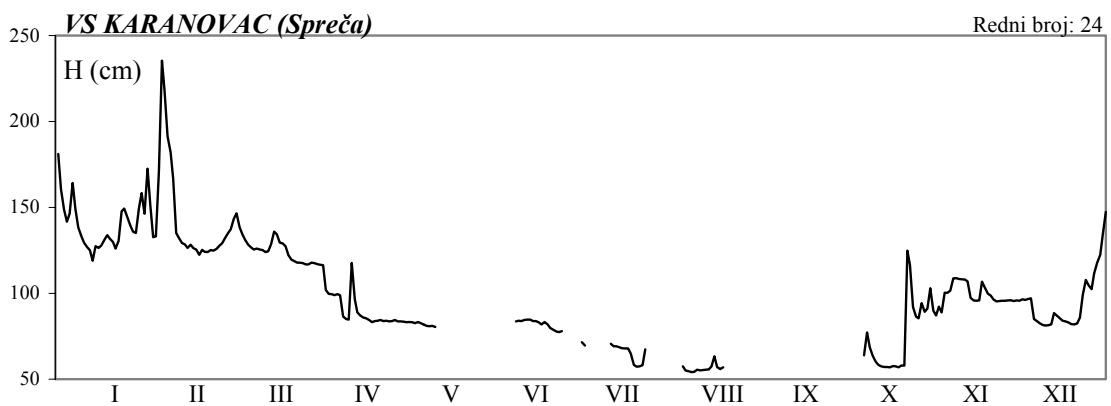
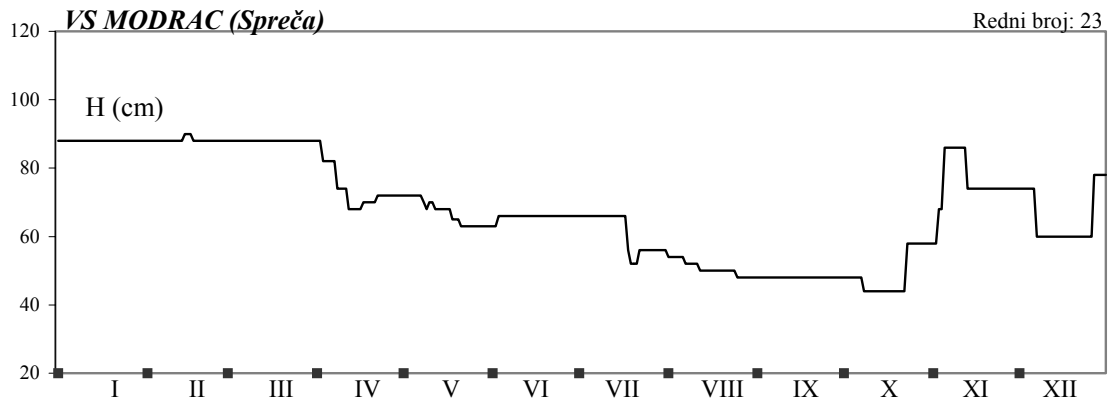
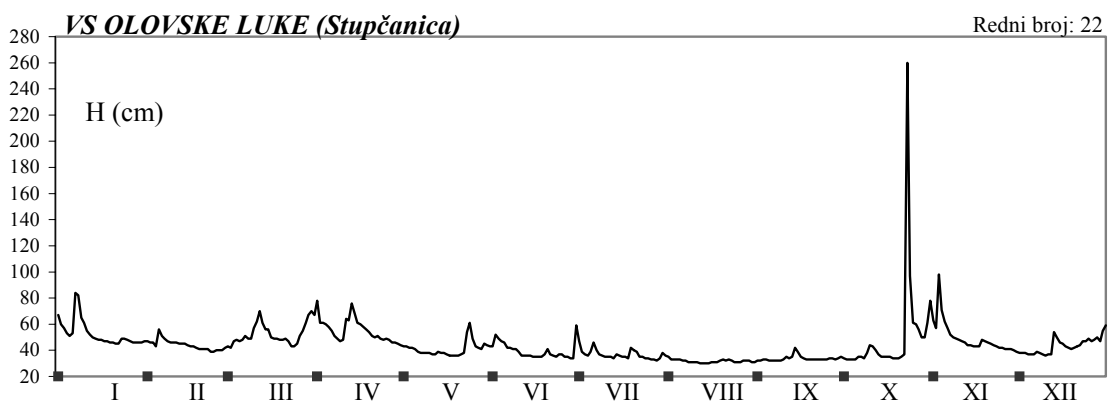
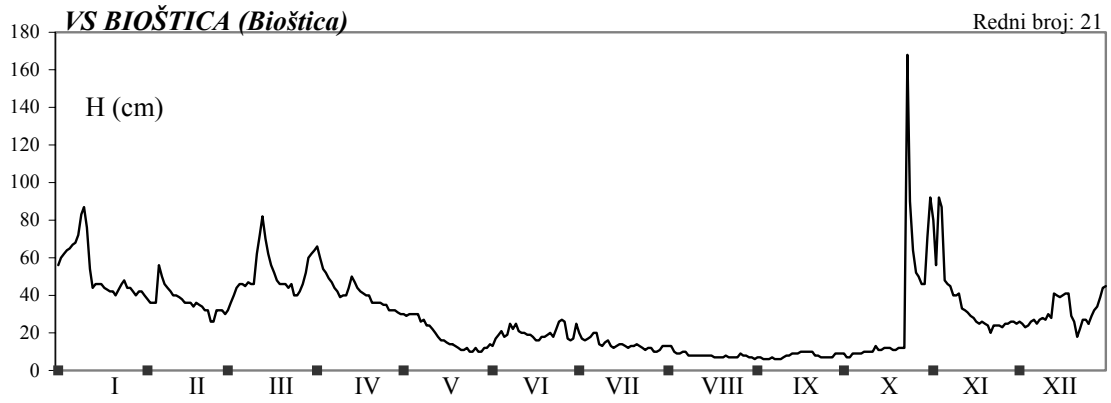
VODOSTAJI



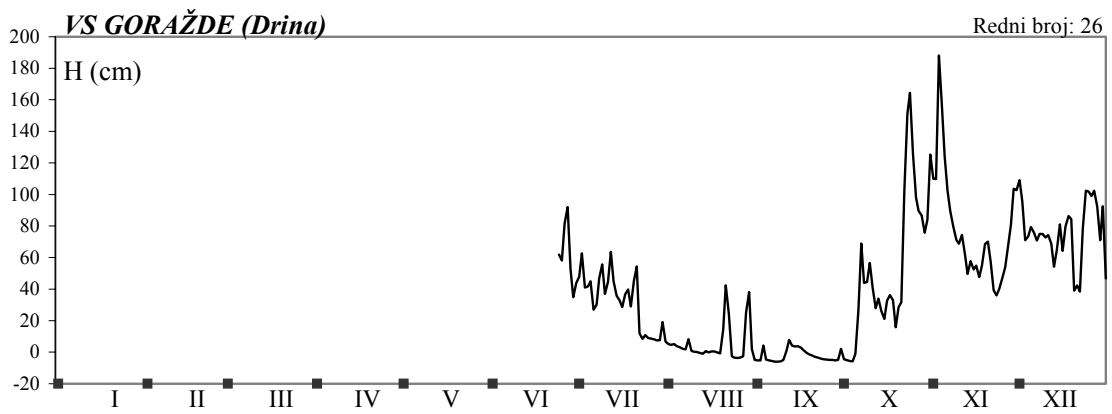
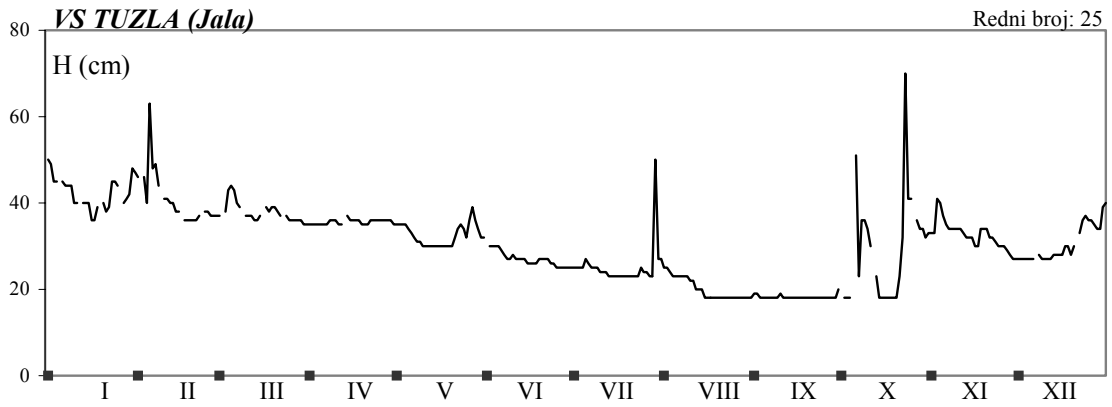
VODOSTAJI



VODOSTAJI



VODOSTAJI



PROTICAJI

DNEVNI I KARAKTERISTIČNI PROTICAJI

m^3/s

PROTICAJI

STANICA: KRALJE - automatska
 RIJEKA: UNA
 SLIV: Sava
 GODINA POČETKA RADA: 1968

Redni broj: 2

KOTA "0": 208.85 mmm

SREDNJE DNEVNE VRIJEDNOSTI PROTICAJA (m³/s) ZA: 2003. GODINU

DANI	MJESECI											
	1	2	3	4	5	6	7	8	9	10	11	12
1	139				62.1	36.7	28.7	24.8	21.8	35.4	221	
2	134				59.4	37.6	28.7	24.5	21.5	28.4	267	
3	126				57.7	36.9	28.2	24.3	21.5	25.1	337	
4	124				55.3	36.6	27.7	24.3	21.3	23.6	277	
5	124				52.9	36.0	27.4	24.3	21.3	24.1	223	
6	125				51.1	35.1	27.1	24.3	21.2	49.8		
7	126				50.2	34.7	27.2	24.3	21.3	57.8		
8	123				48.6	34.1	26.9	24.1	21.3	52.4		
9	119				47.9	34.0	26.5	23.9	21.7	55.8		
10	111				46.9	33.5	26.4	23.7	22.7	53.8		
11	105				47.2	33.0	26.2	23.9	29.2	48.3		
12	101				45.1	32.4	26.2	23.6	27.5	42.8		
13	93.3				43.6	31.8	26.2	23.4	24.5	37.9		
14	88.9				43.7	31.1	26.2	23.2	26.7	34.6		
15	85.4				44.1	30.9	26.2	23.4	25.2	32.2		
16	83.8				41.5	31.0	25.7	23.4	24.1	30.5		
17	83.9				40.3	30.8	25.8	23.2	23.4	29.2		
18	84.7				39.9	30.8	25.4	22.7	22.5	28.1		
19	84.7				39.1	31.6	25.4	22.5	22.5	27.2		
20	82.3				38.7	31.3	25.5	22.7	21.7	27.3		
21				91.1	40.2	30.7	25.3	22.5	21.5	50.7		
22				87.4	40.6	30.0	25.3	22.7	21.5	88.8		
23				84.5	38.9	29.6	25.3	22.6	21.2	124		
24				81.2	38.4	29.1	25.3	22.1	23.6	169		
25				76.8	38.6	29.0	25.3	22.0	24.9	156		
26				72.8	38.4	29.0	25.1	22.0	23.0	119		
27				71.2	38.2	29.1	25.2	21.7	22.4	102		
28				69.3	38.4	29.0	25.0	21.6	21.8	91.5		
29				67.3	39.6	30.0	26.2	20.8	23.9	81.5		
30				64.5	38.6	29.5	25.1	21.1	43.1	152		
31					37.1		24.9	21.6		247		
DAN					31	24	26	29	4	5		
NQ					36.6	28.1	24.3	19.7	20.6	21.5		
SQ					44.6	32.2	26.2	23.1	23.7	68.0		
VQ					63.1	39.4	30.9	25.3	47.0	256		
DAN					1	2	29	1	30	31		

GOD. 2003 NQ DATUM SNQ SQ SVQ VQ DATUM

PROTICAJI

STANICA: SANSKI MOST - automatska

Redni broj: 3

RIJEKA: SANA

SLIV: Una

GODINA POČETKA RADA: 1945

KOTA "0": 156.18 mm

SREDNJE DNEVNE VRIJEDNOSTI PROTICAJA (m³/s) ZA: 2003. GODINU

DANI	MJESECI											
	1	2	3	4	5	6	7	8	9	10	11	12
1	157	81.2	36.1	129	51.8	23.4	13.3	8.43	5.34	19.6	178	65.8
2	157	72.6	43.7	118	49.5	24.3	12.7	8.43	5.63	17.5	133	60.6
3	124	65.8	59.3	99.1	45.9	33.0	12.7	8.03	5.93	13.8	222	53.1
4	110	74.0	90.2	87.1	42.5	34.0	12.7	7.64	6.24	11.7	184	45.9
5	101	173	87.1	76.9	38.2	31.0	16.2	7.64	6.24	8.03	143	39.2
6	93.2	134	82.7	68.5	36.1	29.0	15.0	7.27	6.24	8.85	104	34.0
7	88.6	103	81.2	61.9	34.0	26.1	12.7	7.27	5.93	49.5	91.7	33.0
8	84.1	91.7	76.9	55.5	31.0	25.2	11.2	7.27	5.63	41.4	72.6	29.0
9	82.7	78.3	68.5	49.5	30.0	30.0	10.7	7.27	5.93	36.1	59.3	27.1
10	75.4	72.6	68.5	47.1	29.0	24.3	10.2	6.91	6.24	48.3	50.6	25.2
11	71.3	76.9	78.3	69.9	27.1	21.0	10.7	6.91	6.57	54.3	43.7	24.3
12	67.2	58.0	93.2	110	26.1	19.6	10.2	6.91	10.2	48.3	41.4	23.4
13	61.9	53.1	129	110	25.2	18.9	10.2	6.91	11.2	37.1	37.1	25.2
14	59.3	49.5	113	124	25.2	17.5	10.7	6.57	12.7	28.0	35.0	35.0
15	56.8	44.8	88.6	101	23.4	17.5	10.2	6.24	25.2	19.6	33.0	34.0
16	58.0	43.7	74.0	90.2	23.4	16.9	10.2	6.57	19.6	15.6	33.0	31.0
17	60.6	41.4	65.8	88.6	22.5	16.2	9.73	6.57	13.3	13.3	29.0	28.0
18	64.5	39.2	63.2	85.6	21.0	16.2	9.28	6.57	12.7	10.7	31.0	25.2
19	63.2	37.1	59.3	84.1	21.0	21.0	9.28	6.24	7.64	10.2	48.3	23.4
20	60.6	37.1	59.3	78.3	20.3	19.6	9.28	6.24	7.27	9.73	45.9	22.5
21	58.0	36.1	67.2	72.6	22.5	16.9	8.85	6.24	6.91	11.2	39.2	21.7
22	82.7	34.0	64.5	68.5	26.1	15.6	8.85	5.93	6.57	47.1	34.0	22.5
23	138	33.0	58.0	68.5	49.5	15.0	8.43	5.93	6.24	124	31.0	44.8
24	131	31.9	54.3	67.2	56.8	14.4	8.43	5.93	5.93	161	27.1	49.5
25	110	31.0	51.8	63.2	43.7	13.8	8.43	5.93	6.24	127	27.1	43.7
26	96.4	31.0	55.5	59.3	35.0	13.3	8.43	5.63	8.85	90.2	31.9	39.2
27	87.1	31.9	68.5	59.3	31.0	13.8	8.43	5.63	7.64	68.5	39.2	36.1
28	81.2	33.0	91.7	56.8	29.0	13.8	8.03	5.63	6.57	58.0	42.5	37.1
29	99.1		111	56.8	26.1	13.8	8.85	5.63	6.57	50.6	60.6	65.8
30	99.1		117	54.3	25.2	13.8	8.85	5.34	7.64	56.8	67.2	115
31	91.7		118		23.4		8.43	5.34		191		131
DAN	15	25	1	10	19	25	27	26	1	5	24	21
NQ	54.3	31.0	36.1	44.8	19.6	13.3	8.03	5.34	5.34	8.03	27.1	21.7
SQ	87.6	57.3	75.2	77.3	31.4	19.6	10.2	6.6	7.95	39.8	61.4	39.5
VQ	192	198	136	136	61.9	35.0	18.9	8.4	25.2	212	249	131
DAN	1	5	13	1	24	3	5	1	15	31	3	31

GOD.	NQ	DATUM	SNQ	SQ	SVQ	VQ	DATUM
2003	5.34	26. 08.	22.9	44.8	117	249	03. 11.

PROTICAJI

STANICA: RELJEVO - automatska
 RIJEKA: BOSNA
 SLIV: Sava
 GODINA POČETKA RADA: 1957

Redni broj: 5

KOTA "0": 478,46 mm

SREDNJE DNEVNE VRIJEDNOSTI PROTICAJA (m³/s) ZA: 2003. GODINU

DANI	MJESECI											
	1	2	3	4	5	6	7	8	9	10	11	12
1	54.8	31.2	22.3	52.0	41.9	21.1	12.3	7.21	5.49	7.21	75.9	30.6
2	49.3	28.8	25.0	47.1	42.9	20.9	11.5	7.54	5.52	6.25	91.2	27.1
3	46.1	26.7	28.4	42.2	41.8	19.8	11.1	7.50	5.55	5.77	146	24.2
4	46.7	31.0	32.3	38.1	39.9	21.8	11.5	7.08	5.58	5.58	91.0	22.1
5	55.1	71.6	30.0	34.2	37.0	19.3	12.3	6.86	5.49	5.77	68.5	20.5
6	58.5	50.1	28.4	31.4	34.8	17.5	11.4	6.69	5.52	7.26	58.1	19.5
7	90.9	41.1	29.3	28.3	33.7	17.6	10.4	6.73	5.55	9.93	50.0	19.4
8	102	36.6	26.8	26.0	31.7	20.7	10.0	6.65	5.49	12.6	43.3	17.7
9	82.3	33.8	26.1	23.9	30.5	17.5	9.74	6.48	5.55	12.6	37.5	16.7
10	81.8	31.4	26.3	23.2	31.0	20.6	9.42	6.40	6.81	12.7	34.1	16.3
11	65.9	29.6	27.9	37.5	28.8	23.4	10.1	6.37	5.86	11.2	30.5	15.9
12	55.1	28.2	35.5	49.5	27.4	17.5	9.30	6.25	6.11	10.6	27.9	20.0
13	46.6	26.7	43.4	51.3	25.3	15.2	10.3	6.22	6.22	8.94	26.0	39.7
14	42.5	25.5	39.2	47.0	23.9	15.3	12.7	6.14	6.37	7.64	24.0	32.5
15	39.4	24.5	33.2	43.3	22.6	16.6	10.7	6.29	6.03	7.64	23.0	29.3
16	36.9	23.8	29.5	40.1	21.0	15.0	9.30	6.60	5.80	7.26	22.5	25.8
17	35.7	22.9	27.3	39.1	19.4	13.5	8.88	6.44	5.61	6.81	21.1	23.4
18	34.3	22.1	25.3	38.2	18.4	12.9	8.65	6.22	5.46	6.44	21.9	20.5
19	33.8	21.0	23.6	37.3	17.6	18.3	8.32	6.11	5.44	6.52	19.7	19.4
20	32.2	21.3	23.1	35.2	17.0	16.9	8.88	6.18	5.44	6.37	18.8	18.5
21	31.3	20.6	22.5	34.6	19.4	14.4	8.27	6.07	5.38	11.3	18.3	18.6
22	39.0	20.0	21.4	35.5	20.4	13.6	7.84	5.93	5.35	61.5	17.5	24.7
23	58.2	18.9	20.1	34.4	31.4	14.5	7.54	5.97	5.28	312	16.9	33.0
24	51.8	18.6	20.2	34.3	36.0	12.7	7.12	5.70	5.28	174	16.6	27.3
25	45.3	18.2	20.1	33.0	28.6	11.6	7.08	6.18	5.30	102	16.7	25.1
26	40.7	18.9	21.2	32.0	27.7	12.2	6.90	6.22	5.38	69.1	17.0	23.9
27	37.2	19.4	23.4	34.1	32.7	17.6	6.86	6.11	5.35	59.4	22.0	22.7
28	34.6	20.4	28.1	35.2	30.2	13.2	8.88	5.97	5.38	50.4	26.1	23.4
29	36.3		34.9	37.7	25.4	13.0	8.43	5.80	6.94	45.7	33.3	39.1
30	34.6		40.2	39.6	24.6	14.7	7.95	5.44	8.71	84.2	33.9	60.9
31	34.0		43.5		25.4		7.54	5.44		112		58.7
DAN	21	25	23	10	20	25	28	24	1	3	24	12
NQ	31.0	17.2	19.0	22.2	15.9	10.7	6.03	5.15	5.15	5.41	15.9	15.4
SQ	48.5	27.5	28.1	37.0	28.4	16.6	9.30	6.31	5.72	32.4	36.1	25.8
VQ	140	88.3	45.8	56.9	45.0	32.5	31.0	8.83	14.2	412	175	64.7
DAN	7	5	31	1	26	11	28	2	30	23	3	30
GOD.	NQ	DATUM		SNQ		SQ		SVQ		VQ	DATUM	
2003	5.15	24. 08.		14.1		26.2		92.8		412	23. 10.	

PROTICAJI

STANICA: ZAVIDOVIĆI - osmatrač
 RIJEKA: BOSNA
 SLIV: Sava
 GODINA POČETKA RADA: 1957

Redni broj: 8

KOTA "0": 200.74 mm

SREDNJE DNEVNE VRIJEDNOSTI PROTICAJA (m³/s) ZA: 2003. GODINU

DANI	MJESECI											
	1	2	3	4	5	6	7	8	9	10	11	12
1	157	106	65.2	123	77.3	53.9	35.4	21.2	11.3	29.3	147	50.4
2	154	96.9	71.6	135	78.5	50.4	31.0	19.6	11.6	22.2	129	54.8
3	143	94.3	84.4	122	77.3	48.8	26.9	17.7	12.9	18.7	357	48.8
4	135	89.3	105	110	75.0	46.3	29.9	18.2	13.6	16.8	162	45.5
5	132	183	106	102	73.9	47.9	26.9	17.7	13.3	16.0	154	41.7
6	169	179	98.2	93.0	68.3	44.8	37.4	16.8	12.9	17.7	120	39.5
7	149	149	93.0	86.8	64.2	40.2	29.9	16.4	12.2	29.9	105	36.7
8	280	126	90.5	79.6	61.3	37.4	26.9	15.5	11.9	31.0	89.3	34.1
9	214	117	84.4	73.9	57.5	41.7	25.1	15.1	11.6	49.6	77.3	32.9
10	193	106	79.6	69.4	55.7	41.7	23.9	14.7	13.6	47.9	68.3	34.8
11	177	99.5	84.4	77.3	53.0	43.2	22.2	14.4	19.6	44.8	63.2	34.1
12	155	93.0	90.5	102	54.8	46.3	23.4	14.0	26.9	36.7	59.4	33.5
13	127	89.3	113	179	51.3	36.1	22.2	13.6	20.6	32.2	54.8	55.7
14	119	82.0	123	138	49.6	33.5	22.8	13.3	26.3	26.9	51.3	66.1
15	113	79.6	112	116	47.9	32.2	32.9	12.9	22.8	23.4	48.8	60.3
16	110	76.1	98.2	106	46.3	31.0	25.7	13.3	19.6	21.2	46.3	55.7
17	107	72.7	103	96.9	44.0	31.6	23.9	13.6	16.8	22.2	44.0	51.3
18	105	70.5	91.8	99.5	41.7	29.9	22.2	14.4	15.5	20.1	58.4	46.3
19	101	66.1	80.8	91.8	37.4	34.1	20.6	13.6	14.4	18.7	56.6	43.2
20	98.2	64.2	78.5	88.0	34.1	36.1	19.1	13.3	14.0	17.7	53.0	41.0
21	94.3	63.2	88.0	83.2	36.1	34.8	18.2	14.0	13.6	22.2	46.3	38.8
22	96.9	62.2	78.5	85.6	63.2	32.2	17.7	13.6	12.9	24.5	43.2	44.8
23	147	60.3	70.5	89.3	147	30.4	18.7	13.3	12.6	596	39.5	66.1
24	162	58.4	66.1	84.4	122	29.3	18.2	12.9	12.2	502	37.4	70.5
25	150	56.6	65.2	79.6	89.3	31.0	17.7	12.6	11.9	241	35.4	64.2
26	133	53.0	68.3	76.1	68.3	28.7	17.3	11.9	13.6	146	34.1	56.6
27	124	50.4	73.9	73.9	66.1	28.2	16.8	11.6	14.0	109	33.5	51.3
28	117	61.3	80.8	75.0	63.2	34.8	16.4	13.3	13.3	105	32.2	57.5
29	120		93.0	76.1	59.4	29.9	17.7	12.9	14.7	94.3	44.8	71.6
30	119		105	73.9	55.7	34.1	26.9	12.2	26.9	90.5	56.6	141
31	113		116		49.6		21.2	11.6		212		176
DAN	21	27	1	10	20	27	28	27	1	5	28	9
NQ	94.3	50.4	65.2	69.4	34.1	28.2	16.4	11.6	11.3	16.0	32.2	32.9
SQ	136	86.8	88.0	94.3	61.3	36.7	23.4	14.4	15.1	57.5	69.4	53.0
VQ	280	183	123	179	147	53.9	37.4	21.2	26.9	700	357	176
DAN	8	5	14	13	23	1	6	1	12	23	3	31

GOD.	NQ	DATUM	SNQ	SQ	SVQ	VQ	DATUM
2003	11.3	01. 09.	38.5	65.7	190	700	23. 10.

PROTICAJI

STANICA: MAGLAJ POLJICE - osmatrač/automatska
 RIJEKA: BOSNA
 SLIV: Sava
 GODINA POČETKA RADA: 1971

Redni broj: 9

KOTA "0": (150.00)

SREDNJE DNEVNE VRIJEDNOSTI PROTICAJA (m³/s) ZA: 2003. GODINU

DANI	MJESECI											
	1	2	3	4	5	6	7	8	9	10	11	12
1	180	124	75.5	145	81.9	51.9	39.3	26.2	18.3	31.9	227	60.7
2	174	116	83.2	161	81.9	51.9	34.6	24.6	18.3	26.2	171	56.4
3	167	110	98.4	144	81.9	50.8	30.8	23.1	18.8	24.1	428	51.8
4	161	130	124	130	81.9	49.8	33.2	23.6	19.6	22.2	300	49.0
5	156	232	126	119	78.0	48.7	30.8	23.1	19.2	21.7	194	45.7
6	189	232	115	109	71.7	48.7	41.9	22.2	18.8	23.1	148	43.7
7	228	147	109	101	66.8	43.8	33.2	21.7	18.5	29.6	124	43.8
8	341	142	106	92.7	65.6	41.9	30.8	21.3	18.5	31.8	107	43.2
9	241	130	98.4	85.9	62.1	46.7	29.0	20.8	18.5	60.9	93.0	40.2
10	238	122	92.7	80.6	58.9	41.9	28.4	20.4	19.7	68.0	82.7	37.6
11	156	109	98.4	90.0	58.9	41.0	26.8	19.9	24.1	56.1	75.9	37.5
12	135	101	106	119	58.9	46.7	27.9	19.1	28.4	41.8	65.5	38.4
13	130	91.4	134	219	54.2	40.2	26.8	18.3	26.2	34.2	60.5	72.3
14	121	88.6	145	165	55.3	35.4	27.3	18.3	39.3	30.0	56.9	89.4
15	140	76.7	132	137	53.0	33.2	36.9	18.3	31.9	27.2	53.2	72.2
16	134	74.2	115	126	50.8	32.6	29.6	17.9	24.6	26.3	50.8	64.7
17	129	74.2	122	116	49.8	35.4	28.4	17.9	22.2	26.2	47.9	58.9
18	124	71.7	107	113	47.7	31.9	26.8	17.9	21.3	25.2	66.7	52.8
19	119	71.7	94.1	109	43.8	33.9	25.7	17.9	19.9	24.1	72.0	48.1
20	110	69.3	91.4	101	41.9	40.2	24.1	18.3	19.9	23.1	60.0	47.0
21	107	69.3	103	98.4	41.0	34.6	23.6	19.5	19.5	26.6	52.8	46.5
22	228	69.3	91.4	107	75.5	33.2	23.1	19.1	18.7	43.8	48.6	60.8
23	203	68.0	81.9	101	213	32.6	24.1	18.3	18.7	845	46.2	88.2
24	178	65.6	76.7	92.7	168	33.2	23.6	17.9	18.3	627	44.4	87.7
25	158	65.6	75.5	88.6	99.8	39.3	23.1	17.9	17.9	293	43.0	75.7
26	156	65.6	79.3	87.3	76.7	37.7	22.7	18.3	19.5	180	41.6	70.5
27	144	71.7	85.9	81.9	73.0	35.4	22.2	18.7	19.9	135	41.0	68.2
28	132	74.2	94.1	81.9	69.3	38.5	21.7	19.1	19.1	128	43.0	71.8
29	126		109	81.9	65.6	33.2	23.1	18.3	20.4	109	47.9	95.8
30	130		124	81.9	62.1	37.7	25.2	18.3	28.4	120	56.6	206
31	135		137		54.2		26.2	18.3		265		244
DAN	21	24	1	10	21	18	28	16	1	5	27	10
NQ	107	65.6	75.5	80.6	41.0	31.9	21.7	17.9	18.3	21.7	40.2	36.9
SQ	161	98.7	103	111	69.8	39.5	27.7	19.7	21.2	75.5	87.4	66.0
VQ	341	232	145	219	213	51.9	41.9	26.2	29.6	1033	477	252
DAN	8	5	14	13	23	1	6	1	11	23	3	31

GOD.	NQ	DATUM	SNQ	SQ	SVQ	VQ	DATUM
2003	17.9	16. 08.	46.5	78.5	255	1033	23. 10.

PROTICAJI

STANICA: HADŽIĆI - osmatrač
 RIJEKA : ZUJEVINA
 SLIV : Bosna
 GODINA POČETKA RADA: 1966.

Redni broj: 10

KOTA "0": 557.59 mm

SREDNJE DNEVNE VRIJEDNOSTI PROTICAJA (m³/s) ZA: 2003. GODINU

DANI	MJESECI											
	1	2	3	4	5	6	7	8	9	10	11	12
1	2.19	1.26	0.854	2.08	4.54	0.590	0.249	0.196	0.154	0.278	6.33	2.52
2	1.98	1.26	0.915	1.87	4.40	0.590	0.249	0.196	0.154	0.249	10.4	1.98
3	1.77	1.18	0.978	1.41	3.73	0.543	0.221	0.196	0.154	0.221	19.7	1.58
4	1.87	1.58	1.18	1.26	3.35	0.543	0.221	0.196	0.154	0.221	8.05	1.50
5	1.98	3.86	1.04	1.26	2.98	0.499	0.221	0.174	0.154	0.344	5.11	1.33
6	1.98	2.98	1.11	1.11	2.63	0.499	0.221	0.174	0.154	0.797	4.13	1.26
7	2.87	1.98	1.11	1.11	2.41	0.458	0.221	0.174	0.154	0.854	3.23	1.26
8	3.48	1.77	1.11	0.978	1.98	0.458	0.196	0.174	0.154	0.499	2.30	1.18
9	2.87	1.58	1.11	0.854	1.87	0.458	0.196	0.154	0.154	0.380	1.77	1.11
10	2.52	1.41	1.18	0.854	1.58	0.418	0.196	0.154	0.154	0.380	1.67	1.04
11	2.19	1.41	1.18	3.48	1.26	0.458	0.196	0.154	0.196	0.380	1.50	0.978
12	1.87	1.33	1.26	3.60	0.978	0.590	0.196	0.154	0.196	0.380	1.33	0.978
13	1.58	1.26	1.33	3.23	0.688	0.458	0.196	0.154	0.196	0.344	1.33	1.41
14	1.41	1.18	1.50	2.63	0.638	0.344	0.221	0.154	0.174	0.278	1.33	1.50
15	1.41	1.11	1.41	1.77	0.638	0.344	0.196	0.154	0.174	0.249	1.18	1.58
16	1.33	1.04	1.26	1.33	0.590	0.344	0.196	0.154	0.174	0.249	1.11	1.33
17	1.33	0.978	1.11	1.26	0.590	0.310	0.196	0.154	0.174	0.221	1.04	1.26
18	1.26	0.978	1.04	1.26	0.543	0.278	0.196	0.154	0.174	0.221	1.04	1.11
19	1.26	0.978	1.04	1.11	0.543	0.278	0.174	0.154	0.154	0.221	0.978	1.04
20	1.26	0.915	0.978	1.11	0.543	0.278	0.196	0.154	0.137	0.221	0.915	1.04
21	1.26	0.915	0.978	1.11	0.543	0.278	0.196	0.154	0.137	0.278	0.854	1.04
22	1.33	0.854	0.915	1.04	1.18	0.249	0.196	0.154	0.137	5.25	0.854	1.18
23	1.41	0.854	0.915	0.978	6.83	0.249	0.174	0.154	0.137	43.2	0.797	1.26
24	1.26	0.797	0.854	0.915	4.54	0.249	0.196	0.154	0.137	5.55	0.797	1.33
25	1.50	0.797	0.854	0.854	2.63	0.221	0.196	0.154	0.137	5.40	0.978	1.26
26	1.58	0.797	0.854	0.978	1.50	0.221	0.174	0.154	0.137	5.25	0.854	1.26
27	1.58	0.797	0.854	1.77	0.915	0.310	0.174	0.154	0.137	4.13	2.52	1.18
28	1.41	0.797	0.978	2.08	0.797	0.278	0.174	0.154	0.154	2.75	2.87	1.18
29	1.41		1.18	2.87	0.741	0.278	0.174	0.154	0.174	2.75	3.86	2.63
30	1.33		1.41	3.48	0.688	0.278	0.196	0.154	0.344	9.39	2.87	4.13
31	1.33		1.67		0.638		0.196	0.154		13.4		3.48
DAN	18	24	1	9	18	25	19	9	20	17	23	11
NQ	1.26	0.797	0.854	0.854	0.543	0.221	0.174	0.154	0.137	0.221	0.797	0.978
SQ	1.67	1.26	1.11	1.58	1.58	0.380	0.196	0.154	0.154	1.58	2.52	1.41
VQ	3.48	3.86	1.67	3.60	6.83	0.590	0.249	0.196	0.344	43.2	19.7	4.13
DAN	8	5	31	12	23	12	1	1	30	23	3	30
GOD.		NQ	DATUM		SNQ		SQ		SVQ		VQ	DATUM
2003		0.137	20. 09.		0.582		1.38		7.32		43.2	23. 10.

PROTICAJI

STANICA: BLAŽUJ - osmatrač
 RIJEKA : ZUJEVINA
 SLIV : Bosna
 GODINA POČETKA RADA: 1950

Redni broj: 11

KOTA "0": 503.01 mm

SREDNJE DNEVNE VRIJEDNOSTI PROTICAJA (m³/s) ZA: 2003. GODINU

DANI	MJESECI											
	1	2	3	4	5	6	7	8	9	10	11	12
1	3.43	3.43	1.21	2.83	4.25	0.885	0.310	0.282	0.238	0.342	6.35	2.05
2	3.91	2.56	1.30	2.17	3.91	0.885	0.342	0.282	0.238	0.258	10.4	2.17
3	3.27	2.30	1.82	1.93	2.69	0.813	0.310	0.282	0.238	0.282	17.3	2.05
4	3.43	2.30	2.30	1.71	1.82	0.813	0.310	0.282	0.238	0.282	7.21	1.82
5	4.07	6.99	2.30	1.60	2.83	0.680	0.419	0.258	0.238	0.310	4.42	1.40
6	4.25	5.15	2.17	1.60	2.69	0.680	0.342	0.258	0.238	0.680	3.43	1.30
7	9.09	4.25	2.17	1.60	2.30	0.620	0.310	0.342	0.238	1.30	2.83	1.21
8	6.77	3.43	2.30	1.60	2.05	0.620	0.310	0.258	0.238	1.21	1.82	1.21
9	5.54	2.97	1.93	2.56	1.82	0.620	0.310	0.282	0.238	0.620	1.60	1.12
10	4.25	2.69	1.93	2.05	1.60	0.564	0.310	0.258	0.282	0.620	1.40	0.813
11	3.74	2.56	2.05	2.69	1.40	0.620	0.342	0.258	0.258	0.511	1.21	0.885
12	3.43	2.30	2.05	4.07	1.21	0.885	0.342	0.258	0.258	0.419	1.21	0.813
13	3.12	2.42	2.56	3.27	1.12	0.620	0.342	0.258	0.258	0.342	1.21	1.93
14	2.69	2.17	2.56	2.83	1.12	0.511	0.511	0.258	0.258	0.342	1.12	1.60
15	2.56	2.17	2.30	2.30	1.12	0.419	0.378	0.282	0.258	0.342	0.885	1.40
16	2.42	2.05	2.30	1.93	1.12	0.419	0.342	0.258	0.258	0.310	0.813	1.30
17	2.30	1.82	1.93	1.60	1.12	0.378	0.310	0.258	0.258	0.310	0.745	1.21
18	2.17	1.82	1.93	1.50	1.12	0.342	0.310	0.258	0.258	0.310	0.813	1.21
19	2.30	1.71	1.71	1.50	1.21	0.378	0.310	0.238	0.238	0.282	0.745	1.12
20	2.17	1.71	1.71	1.40	1.12	0.378	0.310	0.238	0.238	0.282	0.620	1.21
21	2.30	1.60	1.71	1.30	1.12	0.342	0.310	0.238	0.238	0.378	0.680	1.21
22	3.12	1.50	1.60	1.40	1.71	0.342	0.342	0.238	0.238	13.2	0.620	1.30
23	4.25	1.40	1.50	1.30	10.1	0.342	0.282	0.238	0.238	63.5	0.620	1.40
24	4.07	1.50	1.40	1.21	6.99	0.342	0.282	0.238	0.238	35.3	0.564	1.30
25	3.91	1.50	1.40	1.12	2.69	0.342	0.282	0.238	0.258	17.3	0.745	1.21
26	3.12	1.50	1.40	1.21	1.93	0.342	0.282	0.238	0.258	6.35	0.620	1.21
27	2.97	1.40	1.40	2.05	1.60	0.620	0.282	0.238	0.238	4.07	1.60	1.21
28	2.83	1.50	1.50	2.05	1.21	0.342	0.310	0.238	0.238	4.96	1.82	1.21
29	2.97		1.60	1.50	1.12	0.419	0.310	0.238	0.310	5.15	2.30	2.30
30	4.60		1.71	2.83	1.04	0.378	0.310	0.238	0.511	7.89	2.56	5.54
31	3.91		2.05		0.961		0.282	0.238		15.3		5.15
DAN	18	23	1	25	29	25	23	19	1	2	24	10
NQ	2.17	1.40	1.21	1.12	1.12	0.342	0.282	0.238	0.238	0.258	0.564	0.813
SQ	3.54	2.33	1.84	1.90	1.95	0.506	0.321	0.255	0.253	2.62	1.95	1.53
VQ	9.09	6.99	2.56	4.07	10.1	1.21	0.511	0.342	0.511	63.5	17.3	5.54
DAN	7	5	13	12	23	3	14	7	30	23	3	30
GOD.		NQ	DATUM		SNQ		SQ		SVQ		VQ	DATUM
2003		0.238	19. 08.		0.814		1.97		10.1		63.5	23. 10.

PROTICAJI

STANICA: KRUPAČKE STIJENE - osmatrač
 RIJEKA : ŽELJEZNICA
 SLIV : Bosna
 GODINA POČETKA RADA: 1950

Redni broj: 12

KOTA "0": 573.70 mm

SREDNJE DNEVNE VRIJEDNOSTI PROTICAJA (m³/s) ZA: 2003. GODINU

DANI	MJESECI											
	1	2	3	4	5	6	7	8	9	10	11	12
1	12.3	6.75	4.25	15.4	9.87	4.82	2.70	1.14	1.10	1.10	16.9	9.03
2	11.3	6.07	6.07	17.2	9.87	4.82	3.01	1.14	1.10	1.10	13.3	8.23
3	10.8	5.74	7.10	11.3	9.87	4.25	2.80	1.14	1.11	1.10	34.0	7.10
4	10.4	6.40	8.62	9.87	9.03	4.97	2.80	1.13	1.11	1.10	18.4	6.57
5	10.8	14.3	7.47	9.44	8.62	4.25	2.80	1.12	1.10	1.11	16.9	4.82
6	10.4	11.8	6.75	6.75	8.62	3.85	2.70	1.12	1.10	1.12	13.5	4.39
7	25.7	9.87	6.75	6.75	7.10	3.48	2.70	1.12	1.10	1.12	11.3	4.53
8	22.9	8.62	6.40	6.40	6.75	3.36	2.70	1.12	1.10	1.12	9.44	3.85
9	21.6	7.84	6.40	6.40	6.40	3.48	2.80	1.12	1.10	1.12	7.28	3.73
10	16.6	7.10	6.40	6.07	6.07	3.36	2.91	1.12	1.10	1.14	6.75	3.60
11	14.3	6.40	7.10	13.8	7.84	3.24	2.70	1.12	1.10	1.14	6.40	3.60
12	13.8	6.07	9.44	11.8	5.90	3.13	2.50	1.11	1.10	1.14	6.07	3.73
13	13.3	5.74	11.8	10.4	4.82	3.01	2.41	1.11	1.10	1.14	5.74	9.44
14	10.8	5.43	10.8	10.4	4.53	2.91	2.41	1.11	1.10	1.14	4.53	7.10
15	9.44	5.43	9.44	9.87	4.39	3.24	2.41	1.11	1.10	1.14	3.98	5.90
16	9.03	5.12	8.62	9.44	4.25	3.24	2.23	1.11	1.10	1.13	3.98	5.27
17	8.23	5.12	7.84	9.23	3.98	2.41	1.92	1.11	1.10	1.13	3.85	4.82
18	7.84	4.82	6.75	8.23	3.73	2.32	1.78	1.11	1.10	1.13	4.39	4.39
19	7.84	4.53	6.40	8.23	3.48	3.85	1.85	1.10	1.10	1.13	3.85	4.25
20	7.84	4.53	5.43	7.47	3.48	3.48	2.07	1.10	1.10	1.13	3.48	4.25
21	8.62	4.53	5.74	7.47	3.60	3.60	2.07	1.10	1.09	1.15	3.36	4.25
22	9.44	4.25	5.12	9.03	4.53	3.60	1.17	1.10	1.09	6.07	3.24	4.68
23	11.3	4.25	4.82	7.84	7.47	3.36	1.17	1.10	1.09	132	3.01	7.10
24	12.3	3.98	4.82	7.47	7.10	3.24	1.15	1.10	1.09	34.4	2.91	8.23
25	10.8	3.98	5.12	6.40	5.74	3.13	1.17	1.11	1.10	22.9	3.01	7.84
26	9.87	3.73	5.43	6.40	4.39	3.01	2.15	1.11	1.10	15.1	2.91	7.47
27	9.44	3.73	8.23	6.75	9.44	3.48	1.14	1.10	1.10	11.5	9.03	5.43
28	9.03	3.73	9.03	7.10	6.07	3.48	1.14	1.10	1.10	8.82	6.92	6.23
29	8.62		9.87	9.44	5.74	3.01	1.99	1.10	1.11	8.03	7.28	10.4
30	7.84		10.8	9.44	4.82	2.80	2.07	1.10	1.13	13.5	10.4	15.7
31	7.10		11.3		4.97		1.99	1.10		29.4		15.4
DAN	31	26	1	10	19	18	27	19	21	1	24	10
NQ	7.10	3.73	4.25	6.07	3.48	2.32	1.14	1.10	1.09	1.10	2.91	3.60
SQ	11.3	5.90	7.28	8.82	6.07	3.48	1.99	1.11	1.10	3.73	7.10	6.23
VQ	25.7	14.3	11.8	17.2	9.87	4.97	3.01	1.14	1.13	132	34.0	15.7
DAN	7	5	13	2	1	4	2	1	30	23	3	30
GOD.		NQ	DATUM		SNQ		SQ		SVQ		VQ	DATUM
2003		1.09	21. 09.		3.16		6.07		22.5		132	23. 10.

PROTICAJI

STANICA: ILIDŽA - osmatrač
 RIJEKA : ŽELJEZNICA
 SLIV : Bosna
 GODINA POČETKA RADA: 1982

Redni broj: 13

KOTA "0": (500.00)

SREDNJE DNEVNE VRIJEDNOSTI PROTICAJA (m³/s) ZA: 2003. GODINU

DANI	MJESECI											
	1	2	3	4	5	6	7	8	9	10	11	12
1	3.42	3.73	2.33	13.0	4.38	1.87	0.562	0.216	0.216	0.191	29.4	3.73
2	5.45	3.42	2.58	13.6	4.38	3.73	0.464	0.256	0.216	0.191	31.8	3.42
3	8.84	2.85	2.58	10.3	4.72	2.09	0.464	0.256	0.216	0.182	35.1	2.09
4	10.8	5.08	3.13	9.32	4.38	4.04	0.310	0.216	0.191	0.182	32.6	1.65
5	12.4	17.8	3.42	8.38	3.73	3.73	0.310	0.216	0.191	0.182	25.5	4.04
6	14.1	13.0	4.04	7.92	6.22	2.85	0.380	0.216	0.191	0.182	24.0	3.73
7	15.9	8.38	4.72	7.05	6.63	2.09	0.676	0.191	0.216	0.310	22.6	3.42
8	20.5	7.05	5.45	6.22	5.83	2.85	0.464	0.191	0.216	0.256	21.2	3.13
9	15.3	5.83	7.05	5.08	4.72	2.58	0.380	0.182	0.191	0.256	18.5	3.13
10	12.4	4.72	7.48	5.08	5.08	2.33	0.380	0.182	0.191	0.216	13.0	3.13
11	10.8	4.38	8.38	14.7	5.08	1.87	0.310	0.182	0.191	0.216	11.9	3.13
12	9.32	4.04	9.32	8.38	5.08	1.46	0.310	0.191	0.182	0.216	6.22	10.8
13	7.92	3.42	11.3	8.38	5.45	0.676	0.216	0.191	0.182	0.216	4.72	7.92
14	7.48	3.13	8.38	7.48	5.08	3.13	0.310	0.191	0.216	0.216	4.38	4.72
15	7.05	3.13	6.22	7.48	4.38	2.85	0.464	0.216	0.256	0.191	4.04	2.58
16	7.05	2.85	4.04	7.05	4.38	2.33	0.380	0.256	0.256	0.191	4.04	3.13
17	6.63	2.58	3.13	4.38	1.65	2.09	0.380	0.256	0.256	0.191	3.73	3.42
18	7.05	2.33	2.85	7.92	1.46	0.945	0.310	0.256	0.216	0.182	3.73	3.73
19	7.05	2.58	2.58	3.73	1.27	3.13	0.310	0.256	0.216	0.182	3.42	3.73
20	7.48	2.09	2.85	7.05	2.85	2.85	0.256	0.256	0.216	0.182	3.13	3.73
21	7.05	2.09	2.09	6.22	1.65	2.58	0.256	0.216	0.216	0.182	3.13	4.04
22	7.92	1.87	5.08	4.38	1.27	2.58	0.380	0.216	0.216	0.182	3.13	4.04
23	10.3	1.87	4.04	7.05	1.65	2.58	0.216	0.216	0.191	119	2.85	1.87
24	13.0	1.65	5.08	7.48	1.65	1.87	0.216	0.256	0.191	35.1	2.85	2.09
25	8.38	1.65	6.22	3.73	3.73	1.65	0.945	0.216	0.191	27.0	2.85	2.33
26	6.22	1.65	7.48	5.45	3.73	0.676	1.10	0.191	0.191	16.5	2.85	2.58
27	4.38	1.46	8.38	4.38	5.08	0.464	1.27	0.191	0.182	11.9	3.13	5.83
28	4.04	1.46	7.92	4.38	5.08	3.13	0.256	0.191	0.182	9.32	7.48	5.83
29	4.38		9.81	5.08	1.65	0.464	0.256	0.191	0.182	6.22	8.84	7.92
30	4.38		10.8	8.84	1.65	0.464	0.216	0.191	0.182	24.8	4.38	10.8
31	4.04		12.4		2.09		0.256	0.191		27.0		8.38
DAN	1	27	21	19	22	29	23	9	12	3	23	4
NQ	3.42	1.46	2.09	3.73	1.27	0.464	0.216	0.182	0.182	0.182	2.85	1.65
SQ	8.38	3.73	5.45	7.05	3.42	2.09	0.380	0.207	0.199	2.92	9.48	4.04
VQ	20.5	17.8	12.4	14.7	6.63	4.04	1.27	0.256	0.256	119	35.1	10.8
DAN	8	3	31	11	7	4	27	24	15	23	3	30
GOD.	NQ	DATUM		SNQ		SQ		SVQ		VQ	DATUM	
2003	0.182	09. 08.		1.47		4.81		20.2		119	23. 10.	

PROTICAJI

STANICA: PODTELJIG - limnigraf
 RIJEKA : CRNA RIJEKA
 SLIV : Željeznica
 GODINA POČETKA RADA: 1966

Redni broj: 14

KOTA "0": 791.77 mmm

SREDNJE DNEVNE VRIJEDNOSTI PROTICAJA (m³/s) ZA: 2003. GODINU

DANI	MJESECI											
	1	2	3	4	5	6	7	8	9	10	11	12
1	4.11	1.40	1.24	5.56	1.32	1.00	0.610	0.371	0.245	0.334	2.49	1.40
2	3.58	1.32	1.49	4.67	1.32	1.00	0.555	0.371	0.271	0.334	5.11	1.24
3	3.32	1.24	1.77	3.97	1.32	1.00	0.555	0.334	0.271	0.334	5.41	1.16
4	3.08	1.49	2.28	3.58	1.32	0.933	0.555	0.334	0.245	0.301	3.45	1.16
5	3.32	2.49	1.96	3.20	1.24	0.864	0.555	0.334	0.245	0.334	2.61	1.16
6	3.45	2.17	1.87	2.96	1.16	0.798	0.555	0.334	0.245	0.371	2.17	1.08
7	6.52	1.87	1.87	2.49	1.08	0.798	0.555	0.334	0.245	0.334	1.87	1.08
8	6.85	1.67	1.77	2.38	1.08	0.798	0.503	0.334	0.245	0.411	1.67	1.00
9	6.52	1.58	1.77	2.17	1.08	0.798	0.503	0.301	0.245	0.411	1.49	1.00
10	6.19	1.49	1.77	2.07	1.08	0.798	0.503	0.301	0.271	0.411	1.40	1.08
11	4.67	1.40	1.96	2.96	1.00	0.731	0.555	0.301	0.301	0.334	1.32	1.08
12	3.84	1.32	2.61	2.96	1.00	0.731	0.503	0.334	0.371	0.301	1.24	1.40
13	3.20	1.24	3.20	2.96	1.00	0.668	0.555	0.301	0.371	0.301	1.24	1.87
14	2.84	1.24	2.96	2.84	1.00	0.668	0.668	0.301	0.371	0.301	1.16	1.67
15	2.61	1.16	2.49	2.61	0.933	0.668	0.455	0.334	0.301	0.301	1.16	1.67
16	2.38	1.16	2.17	2.49	0.864	0.668	0.455	0.334	0.301	0.271	1.16	1.49
17	2.28	1.08	1.96	2.38	0.798	0.610	0.455	0.334	0.271	0.271	1.08	1.40
18	2.17	1.08	1.87	2.28	0.731	0.668	0.411	0.301	0.271	0.245	1.16	1.32
19	2.07	1.08	1.67	2.17	0.731	1.00	0.455	0.301	0.271	0.271	1.08	1.32
20	1.96	1.16	1.67	2.07	0.731	0.731	0.455	0.301	0.271	0.301	1.08	1.24
21	1.87	1.08	1.58	1.96	0.798	0.668	0.411	0.301	0.271	0.503	1.08	1.32
22	2.17	1.08	1.40	1.87	0.864	0.668	0.371	0.271	0.271	3.58	1.00	1.96
23	2.84	0.933	1.32	1.77	0.933	0.668	0.371	0.271	0.245	11.1	1.00	1.96
24	2.61	0.864	1.24	1.77	0.864	0.610	0.371	0.271	0.271	3.45	1.00	1.77
25	2.38	0.864	1.32	1.67	0.798	0.555	0.371	0.301	0.271	2.17	1.08	1.58
26	2.17	0.933	1.58	1.58	1.58	0.555	0.371	0.271	0.301	1.67	1.08	1.49
27	1.96	1.00	1.87	1.58	1.24	0.731	0.371	0.271	0.271	1.49	1.08	1.40
28	1.77	1.08	2.38	1.49	1.16	0.610	0.371	0.245	0.271	1.32	1.24	1.49
29	1.77		3.08	1.40	1.08	0.555	0.411	0.221	0.301	1.40	1.40	1.96
30	1.67		3.58	1.40	1.08	0.731	0.411	0.221	0.371	3.20	1.40	2.49
31	1.58		3.84		1.00		0.371	0.221		3.20		2.84
DAN	31	24	1	29	20	25	22	29	1	18	22	9
NQ	1.58	0.864	1.24	1.40	0.668	0.503	0.371	0.221	0.221	0.245	1.00	0.864
SQ	3.03	1.28	2.01	2.44	1.03	0.737	0.466	0.299	0.280	0.875	1.58	1.46
VQ	9.72	2.84	3.97	5.87	4.11	1.96	1.58	0.455	0.411	28.6	9.92	2.84
DAN	7	4	31	1	26	19	13	25	12	22	2	31
GOD.		NQ	DATUM		SNQ		SQ		SVQ		VQ	DATUM
2003		0.221	29. 08.		0.765		1.36		6.02		28.6	22. 10.

PROTICAJI

STANICA: BOGATIĆI - osmatrač
 RIJEKA : BIJELA
 SLIV : Željeznica
 GODINA POČETKA RADA: 1958

Redni broj: 15

KOTA "0": 599.24 mm

SREDNJE DNEVNE VRIJEDNOSTI PROTICAJA (m³/s) ZA: 2003. GODINU

DANI	MJESECI											
	1	2	3	4	5	6	7	8	9	10	11	12
1	6.95	7.39	2.86	4.39	2.20	1.11	0.693	0.693	0.351	0.512	10.6	4.39
2	6.95	7.39	3.21	3.99	2.20	1.11	0.693	0.693	0.351	0.512	14.1	4.39
3	6.95	8.75	3.21	3.21	2.20	1.11	0.693	0.693	0.351	0.512	16.2	4.39
4	6.51	8.29	3.21	2.52	2.20	1.11	0.693	0.693	0.351	0.512	16.2	3.59
5	7.39	8.29	3.21	2.20	2.20	1.11	0.693	0.512	0.351	0.512	13.6	3.59
6	7.39	7.84	2.86	2.20	2.20	1.11	0.693	0.512	0.351	0.512	8.75	3.21
7	7.84	7.84	2.52	2.20	1.90	1.11	0.693	0.512	0.351	0.512	8.29	3.21
8	7.84	5.22	2.52	2.20	1.90	1.11	0.693	0.512	0.351	0.512	4.39	3.21
9	8.29	4.39	2.20	2.20	1.90	1.11	0.693	0.512	0.351	0.512	3.21	2.52
10	8.75	3.99	2.52	1.90	1.62	1.11	0.693	0.512	0.351	0.512	2.52	2.52
11	7.84	3.21	3.59	1.90	1.62	1.11	0.693	0.512	0.351	0.512	2.52	2.52
12	5.22	3.21	3.59	3.21	1.62	1.11	0.693	0.512	0.351	0.512	2.52	3.59
13	4.39	2.52	3.21	4.80	1.62	1.11	0.693	0.512	0.351	0.512	2.52	3.59
14	3.59	2.52	2.86	4.39	1.62	1.11	0.693	0.512	0.351	0.512	2.52	3.59
15	3.59	2.52	2.52	3.99	1.62	0.894	0.693	0.351	0.351	0.512	2.20	3.21
16	3.59	2.52	2.52	3.21	1.62	0.894	0.693	0.351	0.351	0.512	2.20	2.52
17	3.59	2.52	2.52	2.52	1.36	0.894	0.693	0.351	0.351	0.512	2.20	2.52
18	3.59	2.52	2.52	2.52	1.36	0.894	0.512	0.351	0.351	0.512	2.20	2.52
19	3.59	2.52	2.20	2.52	1.11	0.894	0.512	0.351	0.351	0.512	2.20	2.52
20	3.99	2.86	2.20	2.52	1.11	0.894	0.512	0.351	0.351	0.512	1.90	2.52
21	3.99	2.86	2.20	2.52	1.11	0.894	0.512	0.351	0.351	1.90	1.90	2.52
22	3.59	2.86	2.20	2.86	1.11	0.894	0.512	0.351	0.351	2.20	1.90	2.20
23	3.59	2.86	2.20	2.52	1.11	0.894	0.512	0.351	0.351	19.0	2.52	2.20
24	3.59	2.86	2.20	2.20	1.11	0.693	0.512	0.351	0.351	16.2	2.52	2.20
25	3.59	2.86	1.90	2.20	1.11	0.693	0.512	0.351	0.351	10.6	4.39	2.52
26	3.59	2.86	1.90	2.20	1.11	0.693	0.512	0.351	0.351	8.75	4.39	4.39
27	3.21	2.86	1.90	2.20	1.11	0.693	0.512	0.351	0.351	8.75	4.80	4.39
28	3.21	2.86	1.90	2.20	1.11	0.693	0.512	0.351	0.351	8.75	4.80	8.29
29	3.21		1.90	2.20	1.11	0.693	0.512	0.351	0.351	11.6	5.65	8.75
30	3.21		1.90	2.20	1.11	0.693	0.512	0.351	0.351	11.1	5.65	9.68
31	3.21		1.90		1.11		0.512	0.351		11.1		9.68
DAN	27	13	25	10	19	24	18	15	1	1	20	22
NQ	3.21	2.52	1.90	1.90	1.11	0.693	0.512	0.351	0.351	0.512	1.90	2.20
SQ	5.01	4.20	2.52	2.68	1.48	0.894	0.600	0.429	0.351	2.86	5.01	3.79
VQ	8.75	8.75	3.59	4.80	2.20	1.11	0.693	0.693	0.351	19.0	16.2	9.68
DAN	10	3	11	13	1	1	1	1	1	23	3	30
GOD.		NQ	DATUM		SNQ		SQ		SVQ		VQ	DATUM
2003		0.351	15. 08.		1.43		2.62		6.32		19.0	23. 10.

PROTICAJI

STANICA: SARAJEVO - automatska
 RIJEKA: MILJACKA
 SLIV: Bosne
 GODINA POČETKA RADA: 1892

Redni broj: 16

KOTA "0": 538,90 mm

SREDNJE DNEVNE VRIJEDNOSTI PROTICAJA (m³/s) ZA: 2003. GODINU

DANI	MJESECI											
	1	2	3	4	5	6	7	8	9	10	11	12
1	7.12	3.77	3.60	8.03	4.00	2.06	1.60	0.821	0.567	0.748	10.3	1.44
2	6.13	3.47	4.43	6.42	4.04	2.57	1.36	0.826	0.605	0.647	15.5	1.42
3	5.93	3.06	5.27	5.68	3.89	2.67	1.19	0.889	0.625	0.566	16.6	1.23
4	6.84	4.16	6.08	5.13	3.61	3.07	1.43	0.821	0.590	0.566	9.44	1.19
5	9.75	9.26	5.28	4.68	3.33	2.67	1.46	0.808	0.570	0.596	7.13	1.19
6	9.30	6.58	4.99	4.33	3.15	1.69	1.43	0.682	0.568	0.719	5.88	1.19
7	19.7	5.24	5.20	3.76	2.91	2.51	1.18	0.724	0.566	0.818	5.15	1.19
8	15.2	4.74	4.43	3.60	2.63	3.13	1.11	0.690	0.567	0.954	4.46	1.12
9	11.2	4.39	4.24	3.28	2.74	2.33	1.24	0.681	0.598	1.17	3.93	1.00
10	10.2	4.00	4.29	3.30	2.71	5.25	1.03	0.682	0.763	1.71	3.57	1.02
11	8.24	3.88	5.78	4.38	2.25	6.29	1.11	0.682	0.621	1.08	3.27	1.01
12	6.92	3.64	7.70	4.74	2.77	3.06	1.02	0.679	0.686	0.828	2.96	2.53
13	5.82	3.40	9.00	6.04	2.08	2.17	1.07	0.679	0.679	0.725	2.69	7.54
14	5.56	3.19	6.83	5.55	1.90	2.06	1.79	0.679	0.679	0.681	2.42	4.17
15	5.29	3.09	5.25	4.97	1.77	1.98	1.13	0.704	0.661	0.701	2.27	3.29
16	5.13	2.95	4.42	4.74	1.72	1.66	0.977	0.748	0.567	0.686	2.21	2.71
17	5.11	2.78	3.86	4.74	1.63	1.42	0.885	0.679	0.567	0.679	1.98	2.26
18	4.89	2.63	3.44	4.74	1.64	1.44	0.923	0.679	0.566	0.679	2.28	1.79
19	4.74	2.50	3.24	4.60	2.23	3.23	0.975	0.677	0.566	0.678	2.00	1.79
20	4.53	2.63	3.06	4.33	1.42	3.26	1.08	0.664	0.566	0.679	1.86	1.62
21	4.37	2.51	3.10	4.10	1.50	1.88	0.992	0.655	0.566	1.07	1.67	1.68
22	4.97	2.28	2.76	4.62	1.78	1.69	0.910	0.617	0.566	16.2	1.67	2.85
23	7.83	2.19	2.32	4.54	2.27	2.79	0.833	0.587	0.566	74.4	1.53	3.74
24	7.03	2.10	2.26	4.51	2.09	1.71	0.828	0.579	0.563	17.5	1.45	3.00
25	5.90	2.19	2.36	4.50	1.69	1.48	0.825	0.611	0.566	9.56	1.61	2.79
26	5.29	2.17	2.93	4.13	1.96	1.38	0.823	0.672	0.566	7.01	1.47	2.63
27	4.76	2.45	3.63	4.02	2.00	2.78	0.821	0.675	0.559	5.99	1.42	2.50
28	4.40	2.89	4.78	4.24	2.53	1.65	0.901	0.590	0.566	5.36	1.50	2.75
29	4.68		5.93	4.03	2.17	1.56	0.807	0.575	0.686	5.50	1.68	4.70
30	4.38		6.58	4.00	2.79	3.00	0.990	0.567	1.10	17.2	1.67	9.09
31	4.24		6.71		3.00		0.896	0.567		18.8		8.53
DAN	28	24	23	9	20	17	28	6	24	2	22	9
NQ	4.00	1.42	1.67	2.96	1.19	1.19	0.679	0.424	0.481	0.566	1.42	0.821
SQ	6.71	3.44	4.56	4.63	2.42	2.42	1.07	0.678	0.608	3.95	3.67	2.54
VQ	40.6	11.1	10.4	8.99	8.07	13.9	6.75	1.96	5.52	193	35.5	11.1
DAN	7	4	12	1	10	11	9	7	10	23	2	12
GOD.		NQ	DATUM		SNQ		SQ		SVQ		VQ	DATUM
2003		0.424	06. 08.		1.40		3.35		28.9		193	23. 10.

PROTICAJI

STANICA: TRAVNIK - automatska
 RIJEKA: LAŠVA
 SLIV: Bosne
 GODINA POČETKA RADA: 1959

Redni broj: 17

KOTA "0": 508.54 mm

SREDNJE DNEVNE VRIJEDNOSTI PROTICAJA (m³/s) ZA: 2003. GODINU

DANI	MJESECI											
	1	2	3	4	5	6	7	8	9	10	11	12
1							0.426	0.454	0.584	0.939		
2						0.580	0.412	0.446	0.635	0.920		0.772
3						0.546	0.409	0.437	0.640	0.939		0.766
4						0.522	0.464	0.434	0.637	0.949		0.766
5						0.508	0.457	0.437	0.635	1.02		0.759
6						0.490	0.429	0.443	0.637	1.78		0.772
7						0.511	0.421	0.443	0.640	1.17		0.772
8						0.530	0.416	0.446	0.652	1.65		0.734
9						0.530	0.412	0.448	0.668			0.707
10						0.508	0.405	0.454	0.892			0.718
11						0.490	0.412	0.460	0.766			0.729
12						0.483	0.409	0.451	0.707			0.848
13						0.473	0.414	0.473	0.729			0.856
14						0.446	0.429	0.480	0.729			0.816
15						0.440	0.414	0.497	0.712			0.808
16						0.446	0.412	0.500	0.702			0.808
17						0.440	0.405	0.497	0.702			0.786
18						0.440	0.405	0.508	0.702			0.729
19						0.440	0.409	0.526	0.702			0.734
20						0.443	0.407	0.550	0.712			0.734
21					2.47	0.440	0.396	0.542	0.718			0.753
22					2.15	0.434	0.394	0.542	0.729			0.874
23						0.419	0.396	0.538	0.740			0.848
24						0.409	0.398	0.546	0.759			0.808
25						0.407	0.396	0.625	0.808			0.793
26						0.400	0.409	0.607	0.831			0.793
27						0.497	0.407	0.575	0.840			0.779
28						0.434	0.426	0.563	0.848			0.816
29						0.473	0.486	0.554	1.20			0.980
30						0.460	0.460	0.554	1.05			1.29
31							0.454	0.558				1.45
DAN						26	21	2	1			9
NQ						0.392	0.392	0.740	0.584			0.688
SQ						0.466	0.418	0.498	0.716			0.809
VQ						0.688	0.652	0.892	1.72			1.55
DAN						7	4	25	10			31
GOD.		NQ	DATUM		SNQ		SQ		SVQ		VQ	DATUM
2003												

PROTICAJI

STANICA: MERDANI - osmatrač
 RIJEKA : LAŠVA
 SLIV : Bosna
 GODINA POČETKA RADA: 1979

Redni broj: 18

KOTA "0": 357.52 mm

SREDNJE DNEVNE VRIJEDNOSTI PROTICAJA (m³/s) ZA: 2003. GODINU

DANI	MJESECI											
	1	2	3	4	5	6	7	8	9	10	11	12
1	28.7	17.8	14.4	28.7	15.5	11.1	7.90	5.83	5.42	6.29	24.7	7.63
2	27.1	14.9	14.9	25.5	14.9	11.1	7.63	5.70	5.42	6.29	25.5	7.63
3	25.5	14.4	16.6	24.7	14.4	10.7	7.12	5.97	5.50	6.12	19.1	7.37
4	25.5	16.0	19.7	24.7	13.9	10.3	6.67	5.83	5.50	5.83	16.6	7.37
5	25.5	38.4	18.4	22.5	12.9	10.3	8.19	5.70	5.50	5.83	13.9	7.37
6	27.1	27.1	17.8	21.1	12.4	9.51	7.63	5.70	5.50	8.50	12.4	7.37
7	28.7	24.0	18.4	18.4	11.9	9.51	7.12	5.70	5.50	7.63	11.5	7.12
8	30.5	22.5	17.8	17.2	11.5	8.82	6.67	5.70	5.50	8.82	10.3	7.12
9	28.7	21.1	16.6	19.7	11.1	8.82	6.67	5.70	5.70	9.51	9.51	7.12
10	27.1	18.4	16.0	22.5	11.1	8.82	6.67	5.59	7.12	8.82	9.51	7.12
11	26.3	17.2	16.0	25.5	11.1	8.50	6.47	5.59	7.12	8.50	8.82	7.12
12	25.5	16.6	16.6	24.0	11.1	8.50	6.67	5.50	5.97	7.90	8.50	7.63
13	24.7	16.0	18.4	24.0	11.1	7.90	6.67	5.50	5.70	7.63	8.19	11.1
14	22.5	14.9	19.7	22.5	11.1	7.63	7.63	5.50	5.83	7.37	7.90	11.1
15	20.4	14.4	18.4	21.1	10.7	7.12	7.12	5.50	5.83	7.12	7.90	10.7
16	19.7	13.9	17.2	21.1	10.3	7.12	6.67	5.50	5.83	6.67	7.63	9.51
17	18.4	13.9	17.2	21.1	10.3	7.12	6.67	5.50	5.70	6.47	7.63	8.82
18	17.2	13.3	16.0	19.7	10.3	7.12	6.47	5.50	5.70	6.47	11.1	8.19
19	16.6	11.5	14.9	18.4	10.3	8.82	6.29	5.50	5.70	6.67	10.3	7.63
20	16.6	12.9	14.4	17.8	10.3	7.12	6.29	5.70	5.70	6.67	9.51	7.63
21	16.0	11.9	13.9	17.2	10.7	7.12	6.29	5.50	5.70	6.47	9.15	7.63
22	16.0	11.1	15.5	18.4	13.9	7.12	6.12	5.50	5.70	7.63	8.82	9.51
23	19.7	10.7	16.6	17.2	32.2	7.12	5.97	5.50	5.59	47.7	8.19	9.51
24	21.1	10.3	18.4	17.2	22.5	7.12	5.70	5.50	5.50	33.1	8.19	9.15
25	21.1	10.7	17.8	16.6	14.9	6.67	5.70	5.50	5.50	18.4	8.19	8.82
26	19.7	10.7	17.8	17.8	11.9	6.67	5.59	5.50	5.50	16.6	7.90	8.82
27	18.4	11.1	19.7	16.6	14.4	6.67	5.59	5.50	5.50	14.9	7.90	8.82
28	18.4	11.9	21.1	16.6	12.9	6.47	5.59	5.50	5.50	12.9	7.63	9.15
29	19.7		22.5	16.0	11.9	6.67	5.70	5.50	7.12	13.3	7.63	9.51
30	19.1		22.5	16.0	11.5	8.19	6.29	5.42	6.67	14.4	7.63	9.51
31	18.4		21.1		11.5		5.97	5.42		27.1		9.51
DAN	21	24	21	30	16	28	26	30	1	4	28	7
NQ	16.0	10.3	13.9	16.0	10.3	6.47	5.59	5.42	5.42	5.83	7.63	7.12
SQ	21.8	15.5	17.8	20.4	12.9	7.90	6.47	5.59	5.70	9.51	10.3	8.50
VQ	30.5	38.4	22.5	28.7	32.2	11.1	8.19	5.97	7.12	47.7	25.5	11.1
DAN	8	5	30	1	23	1	5	3	29	23	2	13
GOD.	NQ	DATUM		SNQ		SQ		SVQ		VQ	DATUM	
2003	5.42	30. 08.		9.16		12.1		22.4		47.7	23. 10.	

PROTICAJI

STANICA: OLOVO - osmatrač/automatska
 RIJEKA: KRIVAJA
 SLIV: Bosna
 GODINA POČETKA RADA: 1969

Redni broj: 19

KOTA "0": 527.16 mm

SREDNJE DNEVNE VRIJEDNOSTI PROTICAJA (m³/s) ZA: 2003. GODINU

DANI	MJESECI											
	1	2	3	4	5	6	7	8	9	10	11	12
1	15.1	7.61	5.63	24.1	7.31	5.87	5.85	2.16	1.58	1.77	21.2	2.93
2	16.0	6.86	6.86	19.4	7.08	6.36	5.29	2.93	1.58	1.77	28.1	2.93
3	13.9	6.86	8.12	17.0	6.83	7.36	4.85	2.54	1.77	1.58	43.9	2.93
4	11.3	6.86	9.69	16.2	6.58	7.86	4.81	2.35	1.77	1.58	25.1	2.84
5	9.96	15.1	10.5	14.4	6.34	7.36	6.03	2.16	1.77	1.77	18.5	2.72
6	11.3	12.2	10.5	13.1	6.22	5.39	5.87	1.97	1.77	2.16	14.2	2.70
7	39.4	10.5	9.96	11.9	6.07	5.71	5.33	1.77	1.58	2.54	12.4	2.86
8	36.4	9.69	10.8	11.1	5.92	4.11	4.85	1.77	1.58	2.54	10.7	2.60
9	20.1	8.90	10.5	10.5	5.85	3.72	4.65	1.77	1.58	3.32	9.32	2.14
10	16.6	8.12	10.5	11.0	5.75	3.32	4.11	1.58	1.77	3.32	8.53	2.49
11	12.4	8.12	18.5	15.5	5.63	3.32	3.72	1.58	1.77	3.13	7.61	2.47
12	10.8	7.86	24.0	14.7	5.85	3.32	3.52	1.58	1.97	3.19	7.11	3.28
13	9.43	7.61	30.7	18.6	5.97	3.72	3.52	1.39	2.54	2.78	6.41	9.06
14	10.5	6.86	23.0	17.1	5.95	3.72	4.11	1.39	3.13	2.51	5.83	6.61
15	10.5	6.86	18.5	14.7	5.49	3.32	3.72	1.39	3.13	2.41	5.31	6.03
16	10.5	6.86	15.1	13.7	6.07	3.32	3.32	1.58	2.93	2.45	4.51	5.16
17	9.69	6.12	13.0	12.9	5.93	3.13	3.13	1.58	2.16	2.37	2.93	4.51
18	9.16	6.86	11.3	12.2	5.91	2.93	2.93	1.58	1.97	2.25	5.71	3.76
19	8.90	6.61	10.5	11.6	5.67	4.51	2.16	1.58	1.97	2.25	5.31	3.68
20	8.90	6.12	11.9	10.7	5.55	4.11	5.29	1.77	1.77	2.25	4.51	3.58
21	8.12	5.63	12.2	10.1	5.73	4.71	4.89	1.77	1.58	2.35	3.72	3.68
22	9.16	5.63	11.0	10.5	5.95	4.11	3.72	1.77	1.39	12.8	3.32	4.83
23	10.5	4.91	10.2	10.0	11.4	4.11	3.13	1.77	1.39	148	3.32	5.33
24	11.3	4.91	9.96	9.61	11.0	4.51	2.93	1.77	1.39	35.8	3.32	5.49
25	9.69	5.63	10.2	9.80	7.33	5.31	2.74	1.58	1.77	21.5	2.93	5.51
26	9.69	5.63	11.9	9.11	6.02	4.51	2.54	1.58	1.77	14.5	2.74	5.37
27	8.90	5.63	13.9	8.66	5.59	4.93	2.35	1.58	1.58	11.0	2.54	5.06
28	8.12	5.91	17.5	8.40	6.03	4.77	1.97	1.58	1.58	8.72	2.54	5.35
29	8.90		21.0	7.94	6.34	6.26	2.35	1.58	1.58	8.15	2.54	6.01
30	8.90		22.5	7.56	5.68	9.61	4.51	1.58	1.77	21.3	2.54	11.0
31	8.12		22.5		5.51		3.91	1.58		31.7		11.6
DAN	21	23	1	30	20	29	10	13	22	3	27	9
NQ	8.12	4.91	5.63	7.36	5.51	4.51	4.31	1.39	1.39	1.58	2.54	1.77
SQ	12.4	7.21	13.7	12.6	6.18	4.94	3.97	1.76	1.86	7.59	7.88	4.62
VQ	39.4	15.1	30.7	26.2	16.3	16.0	7.61	2.93	3.13	280	66.8	11.6
DAN	7	5	13	1	20	29	6	2	14	23	2	31
GOD.	NQ	DATUM		SNQ		SQ		SVQ		VQ	DATUM	
2003	1.39	13. 08.		4.08		7.60		42.9		280	23. 10.	

PROTICAJI

STANICA: ZAVIDOVIĆI - automatska
 RIJEKA: KRIVAJA
 SLIV: Bosna
 GODINA POČETKA RADA: 1978

Redni broj: 20

KOTA "0": 204.32 mmm

SREDNJE DNEVNE VRIJEDNOSTI PROTICAJA (m³/s) ZA: 2003. GODINU

DANI	MJESECI											
	1	2	3	4	5	6	7	8	9	10	11	12
1	41.7	20.9	19.1	34.9	9.75	7.23	6.48	3.18	2.19	3.74	42.2	3.35
2	37.9	19.8	20.6	29.6	9.75	8.10	4.27	2.86	2.41	3.22	46.6	3.13
3	33.8	18.4	24.0	24.0	8.80	8.80	3.37	2.63	3.01	2.95	115	3.13
4	27.3	20.0	31.9	25.2	7.86	9.27	3.31	2.46	2.80	2.77	58.2	3.35
5	26.9	53.0	25.8	22.3	7.40	8.80	5.31	2.37	2.53	2.69	28.9	3.13
6	32.6	34.0	25.0	21.3	7.23	7.23	6.74	2.35	2.46	4.05	20.7	3.13
7	29.6	24.3	25.2	20.4	7.23	6.45	4.68	2.41	2.42	6.55	14.7	3.35
8	65.2	21.6	23.1	19.7	7.23	6.55	3.81	2.35	2.41	6.74	12.7	2.93
9	39.8	20.8	22.0	19.1	5.90	6.05	3.81	2.32	2.44	17.0	11.7	2.53
10	32.5	20.2	21.9	19.7	6.26	5.17	3.07	2.30	2.79	22.1	10.7	2.73
11	25.9	19.5	31.1	28.8	6.14	4.58	2.84	2.26	6.05	17.6	10.2	2.73
12	22.8	18.9	46.6	27.4	6.42	5.96	2.89	2.23	4.19	9.80	9.27	3.35
13	20.7	18.4	56.8	88.9	7.23	8.33	2.63	2.18	9.08	6.26	8.33	19.1
14	20.4	17.6	43.9	43.9	7.23	5.51	4.82	2.19	21.2	5.06	7.40	16.6
15	20.8	17.4	32.6	30.7	6.58	4.45	3.35	2.30	7.26	4.50	6.90	12.1
16	21.5	17.3	25.7	24.3	6.26	4.27	2.86	2.30	4.37	4.40	6.26	9.90
17	23.0	16.9	23.6	21.2	6.26	4.19	2.59	2.35	3.46	4.14	5.09	8.24
18	22.5	16.8	22.7	19.0	5.96	8.80	2.65	2.35	3.07	3.97	16.8	6.70
19	21.7	16.5	21.7	17.4	5.66	5.09	2.65	2.35	2.86	3.83	16.4	6.48
20	20.9	16.6	23.3	16.3	5.37	4.82	6.58	2.52	2.73	3.76	12.7	6.77
21	20.4	16.4	27.5	14.7	5.66	5.66	5.37	2.82	2.63	4.17	10.4	7.20
22	23.7	16.3	21.7	15.3	5.96	5.09	3.13	2.53	2.61	27.3	8.66	17.3
23	35.5	16.2	20.1	14.7	13.7	4.82	2.41	2.41	2.53	294	6.90	21.7
24	34.9	16.0	19.5	14.2	11.2	5.37	2.71	2.33	2.52	104	5.96	16.3
25	26.6	16.0	19.3	13.7	7.86	6.26	2.18	2.35	2.71	53.7	4.82	14.4
26	23.2	16.3	20.1	13.2	6.58	7.40	2.19	2.41	2.82	31.7	3.81	14.0
27	22.0	17.0	21.9	12.7	5.96	5.09	2.16	2.48	2.75	25.3	3.35	14.0
28	21.3	18.0	27.8	11.7	5.96	6.26	2.23	2.39	2.63	23.5	3.13	16.6
29	26.4		33.0	11.2	7.40	7.86	2.53	2.25	3.01	22.9	3.13	28.9
30	24.2		34.9	10.2	7.23	15.8	1.85	2.13	3.92	35.3	2.93	61.9
31	22.1		33.7		6.90		4.29	2.13		66.0		63.6
DAN	14	23	1	30	8	29	27	30	1	5	30	10
NQ	19.0	16.3	18.5	10.2	5.09	4.05	1.85	2.01	2.01	2.53	2.93	2.53
SQ	27.7	19.8	27.0	22.1	7.11	6.43	3.41	2.40	3.50	19.8	14.5	10.4
VQ	82.5	66.8	59.2	123	13.7	15.8	9.75	3.35	28.3	412	163	68.2
DAN	8	5	13	13	1	25	5	1	13	23	3	30
GOD.	NQ	DATUM		SNQ		SQ		SVQ		VQ	DATUM	
2003	1.85	27. 07.		7.25		14.9		87.2		412	23. 10.	

PROTICAJI

STANICA: BIOŠTICA - osmatrač
 RIJEKA : BIOŠTICA
 SLIV : Krivaja
 GODINA POČETKA RADA: 1962.

Redni broj: 21

KOTA "0": 536.26 mm

SREDNJE DNEVNE VRIJEDNOSTI PROTICAJA (m³/s) ZA: 2003. GODINU

DANI	MJESECI											
	1	2	3	4	5	6	7	8	9	10	11	12
1	9.72	5.59	4.44	12.4	4.09	1.70	2.51	1.70	1.20	1.34	16.5	3.41
2	10.8	5.20	5.20	10.8	3.92	2.13	2.13	1.70	1.20	1.20	9.72	3.25
3	11.3	5.20	6.00	9.22	4.09	2.38	2.02	1.42	1.13	1.20	20.3	2.94
4	11.8	5.20	6.86	8.72	4.09	2.65	2.13	1.34	1.13	1.34	18.7	3.09
5	12.1	9.72	7.31	8.01	4.09	2.25	2.25	1.34	1.13	1.34	7.77	3.41
6	12.7	8.23	7.31	7.54	4.09	2.38	2.51	1.42	1.20	1.34	7.31	3.57
7	12.9	7.31	7.08	6.86	3.41	3.25	2.51	1.42	1.13	1.34	7.08	3.25
8	14.1	6.86	7.54	6.42	3.57	2.79	1.80	1.27	1.13	1.42	6.00	3.57
9	17.4	6.42	7.31	5.79	3.09	3.25	1.70	1.27	1.13	1.42	6.00	3.75
10	18.7	6.00	7.31	6.00	3.09	2.65	1.90	1.27	1.20	1.42	6.21	3.57
11	15.3	6.00	11.3	6.00	2.79	2.51	2.02	1.27	1.27	1.42	4.63	4.09
12	9.22	5.79	14.1	6.86	2.51	2.51	1.70	1.27	1.27	1.70	4.44	3.75
13	6.86	5.59	17.1	8.23	2.25	2.38	1.60	1.27	1.34	1.51	4.26	6.21
14	7.31	5.20	13.5	7.54	2.02	2.38	1.70	1.27	1.34	1.51	3.92	6.00
15	7.31	5.20	11.3	6.86	2.02	2.25	1.80	1.27	1.34	1.60	3.75	5.79
16	7.31	5.20	9.72	6.42	1.90	2.02	1.80	1.27	1.42	1.60	3.41	6.00
17	6.86	4.81	8.72	6.21	1.80	2.02	1.70	1.20	1.42	1.60	3.25	6.21
18	6.64	5.20	7.77	6.00	1.80	2.25	1.60	1.20	1.42	1.51	3.41	6.21
19	6.42	5.00	7.31	6.00	1.70	2.25	1.70	1.20	1.42	1.51	3.25	3.92
20	6.42	4.81	7.31	5.20	1.60	2.38	1.70	1.20	1.42	1.60	3.09	3.41
21	6.00	4.44	7.31	5.20	1.51	2.51	1.80	1.27	1.27	1.60	2.51	2.25
22	6.64	4.44	6.86	5.20	1.51	2.25	1.70	1.20	1.27	1.60	3.09	2.79
23	7.31	3.41	7.31	5.20	1.60	2.79	1.60	1.20	1.20	56.8	3.09	3.57
24	7.77	3.41	6.00	5.00	1.42	3.41	1.51	1.20	1.20	19.6	3.09	3.57
25	6.86	4.44	6.00	5.00	1.42	3.57	1.60	1.20	1.20	11.8	2.94	3.25
26	6.86	4.44	6.42	4.44	1.60	3.41	1.60	1.34	1.20	8.72	3.25	3.92
27	6.42	4.44	7.31	4.44	1.42	2.13	1.42	1.27	1.20	8.23	3.25	4.44
28	6.00	4.09	8.72	4.44	1.42	2.02	1.42	1.27	1.34	7.31	3.41	4.81
29	6.42		10.8	4.26	1.60	2.13	1.51	1.20	1.34	7.31	3.41	5.79
30	6.42		11.3	4.09	1.60	3.25	1.70	1.20	1.34	13.8	3.25	6.86
31	6.00		11.8		1.80		1.70	1.13		20.3		7.08
DAN	21	23	1	30	24	1	27	31	3	2	21	21
NQ	6.00	3.41	4.44	4.09	1.42	1.70	1.42	1.13	1.13	1.20	2.51	2.25
SQ	8.97	5.39	8.47	6.42	2.25	2.51	1.80	1.27	1.27	3.92	5.39	4.26
VQ	18.7	9.72	17.1	12.4	4.09	3.57	2.51	1.70	1.42	56.8	20.3	7.08
DAN	10	5	13	1	1	25	1	1	16	23	3	31
GOD.	NQ	DATUM	SNQ	SQ	SVQ	VQ	DATUM					
2003	1.13	31. 08.	2.56	4.58	12.9	56.8	23. 10.					

PROTICAJI

STANICA: OLOVSKE LUKE - osmatrač
 RIJEKA : STUPČANICA
 SLIV : Krivaja
 GODINA POČETKA RADA: 1961.

Redni broj: 22

KOTA "0": 543.51 mm

SREDNJE DNEVNE VRIJEDNOSTI PROTICAJA (m³/s) ZA: 2003. GODINU

DANI	MJESECI											
	1	2	3	4	5	6	7	8	9	10	11	12
1	9.46	2.41	1.51	14.0	1.51	1.51	2.41	0.583	0.413	0.515	8.04	0.860
2	7.06	2.15	1.35	7.38	1.51	4.07	0.976	0.458	0.413	0.458	6.15	0.860
3	6.15	2.15	2.41	7.38	1.35	3.00	0.756	0.458	0.458	0.458	24.7	0.860
4	4.48	1.51	2.69	7.06	1.35	2.41	0.664	0.458	0.458	0.458	11.0	0.756
5	3.69	5.86	2.41	6.44	1.24	2.15	0.976	0.458	0.413	0.458	7.71	0.756
6	4.48	3.69	2.69	5.58	0.976	1.35	2.148	0.413	0.413	0.583	6.15	0.756
7	16.9	3.00	3.69	3.69	0.860	1.35	1.104	0.413	0.413	0.583	4.07	0.976
8	15.9	2.41	3.00	3.00	0.860	1.24	0.756	0.380	0.413	0.515	3.33	0.860
9	8.74	2.15	3.00	2.41	0.860	1.24	0.664	0.380	0.413	0.860	3.00	0.756
10	7.38	2.15	6.15	2.69	0.860	0.976	0.583	0.380	0.458	1.70	2.69	0.664
11	5.58	2.15	7.71	8.39	0.756	0.664	0.583	0.380	0.583	1.51	2.41	0.756
12	4.07	1.91	10.6	8.04	0.756	0.664	0.583	0.358	0.515	1.10	2.15	0.756
13	3.33	1.91	7.38	13.1	0.976	0.664	0.515	0.358	0.583	0.756	1.701	4.91
14	3.00	1.91	5.86	9.84	0.860	0.664	0.756	0.358	1.35	0.583	1.701	3.33
15	2.69	1.70	5.86	7.38	0.860	0.583	0.664	0.358	0.976	0.583	1.513	2.15
16	2.69	1.51	3.33	7.06	0.756	0.583	0.583	0.380	0.583	0.583	1.513	1.91
17	2.41	1.51	3.00	6.44	0.664	0.583	0.583	0.380	0.515	0.583	1.513	1.51
18	2.41	1.35	3.00	5.86	0.664	0.583	0.515	0.380	0.458	0.515	2.69	1.35
19	2.15	1.24	2.69	4.91	0.664	0.756	1.35	0.413	0.458	0.515	2.41	1.24
20	2.15	1.24	2.69	3.69	0.664	1.24	1.10	0.458	0.458	0.515	2.15	1.35
21	1.91	1.24	3.00	3.33	0.756	0.756	0.976	0.413	0.458	0.583	1.91	1.51
22	1.91	1.24	2.41	3.69	0.860	0.664	0.583	0.458	0.458	0.756	1.70	1.70
23	3.00	0.976	1.51	3.00	4.91	0.583	0.583	0.413	0.458	142	1.51	2.41
24	3.00	0.976	1.51	2.69	7.38	0.756	0.515	0.380	0.458	24.1	1.35	2.41
25	2.69	1.10	1.91	3.00	3.00	0.756	0.515	0.380	0.458	7.38	1.35	3.00
26	2.41	1.10	3.69	2.69	1.51	0.583	0.458	0.380	0.515	7.06	1.24	2.41
27	2.15	1.10	5.58	2.15	1.35	0.583	0.458	0.413	0.515	5.86	1.24	2.69
28	2.15	1.35	7.38	2.15	1.24	0.515	0.413	0.413	0.458	3.33	1.24	3.33
29	2.15		9.46	1.91	1.91	0.515	0.515	0.413	0.515	3.33	1.10	2.41
30	2.15		10.6	1.70	1.70	6.75	0.860	0.380	0.583	7.38	0.976	5.58
31	2.41		9.46		1.51		0.664	0.380		14.0		6.75
DAN	21	24	2	30	17	28	28	15	1	2	30	10
NQ	2.15	0.976	1.35	1.70	0.664	0.515	0.413	0.358	0.413	0.458	0.976	0.664
SQ	4.48	1.70	4.48	5.58	1.24	0.976	0.756	0.413	0.515	3.33	3.00	1.51
VQ	31.5	5.86	10.6	14.0	7.38	6.75	2.41	0.583	1.35	142	24.7	6.75
DAN	7	5	30	1	24	30	1	1	14	23	3	31
GOD.		NQ	DATUM		SNQ		SQ		SVQ		VQ	DATUM
2003		0.358	15. 08.		0.886		2.82		21.2		142	23. 10.

PROTICAJI

STANICA: MODRAC - osmatrač
 RIJEKA : SPREČA
 SLIV : Bosna
 GODINA POČETKA RADA: 1957

Redni broj: 23

KOTA "0": 182.47 mm

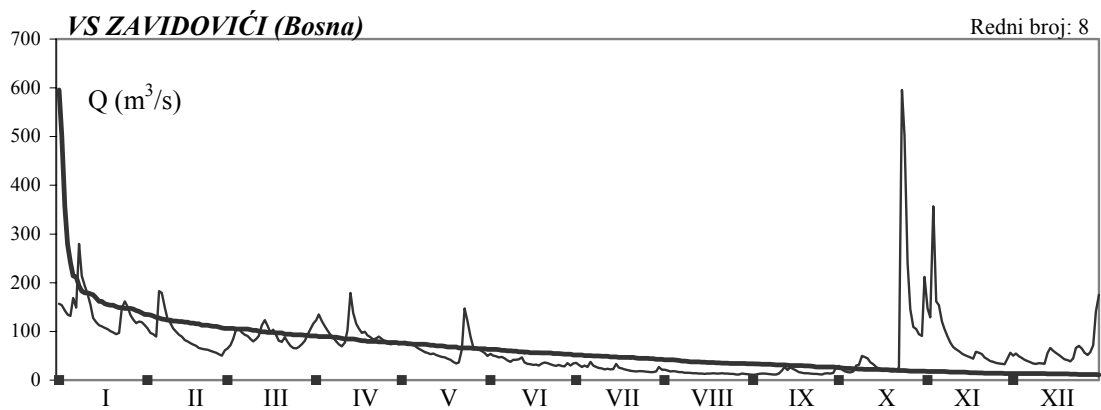
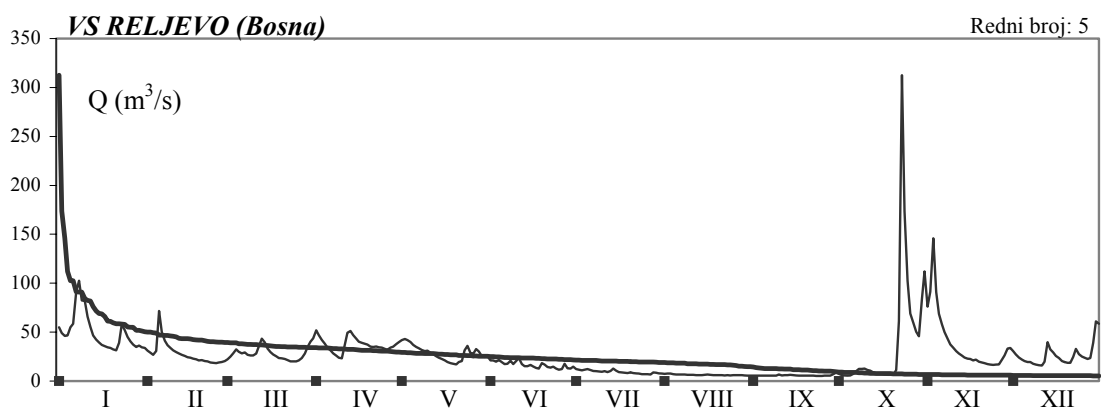
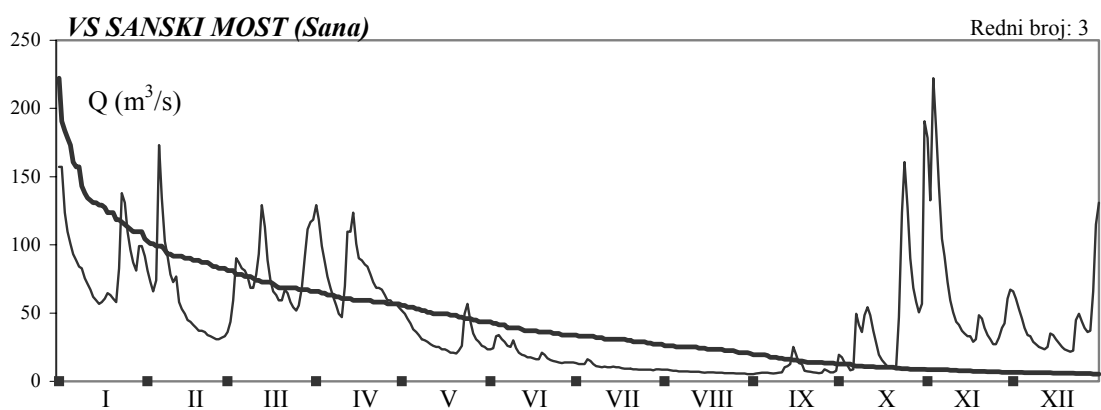
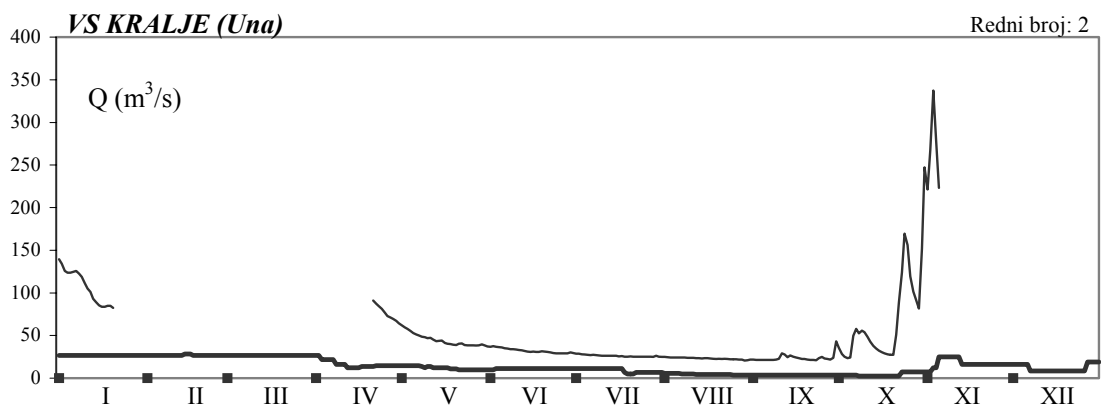
SREDNJE DNEVNE VRIJEDNOSTI PROTOKA (m³/s) ZA: 2003. GODINU

MJESECI

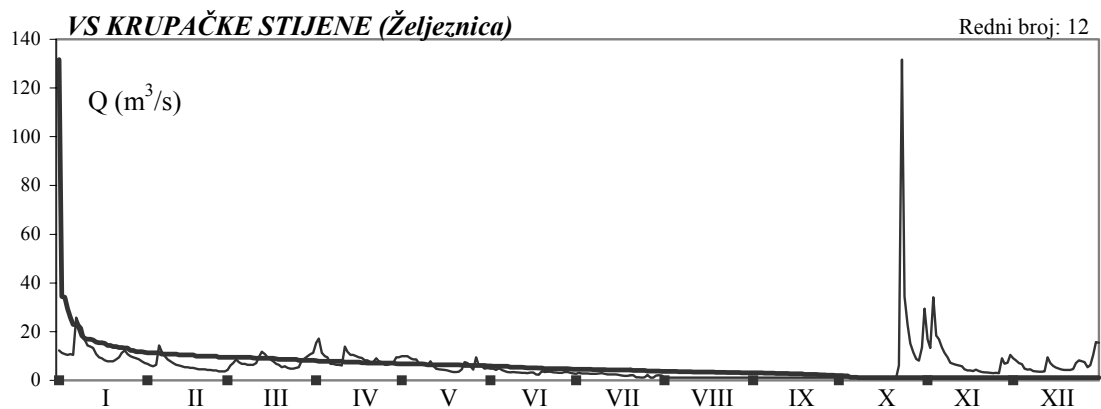
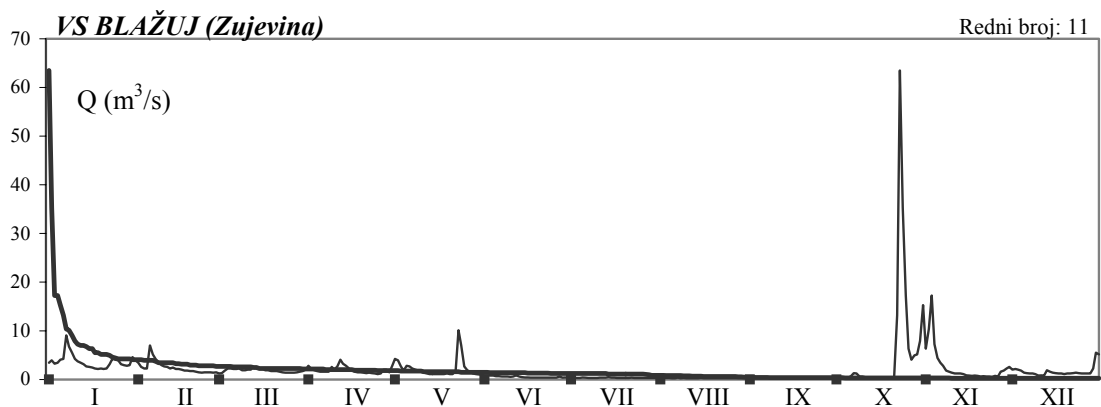
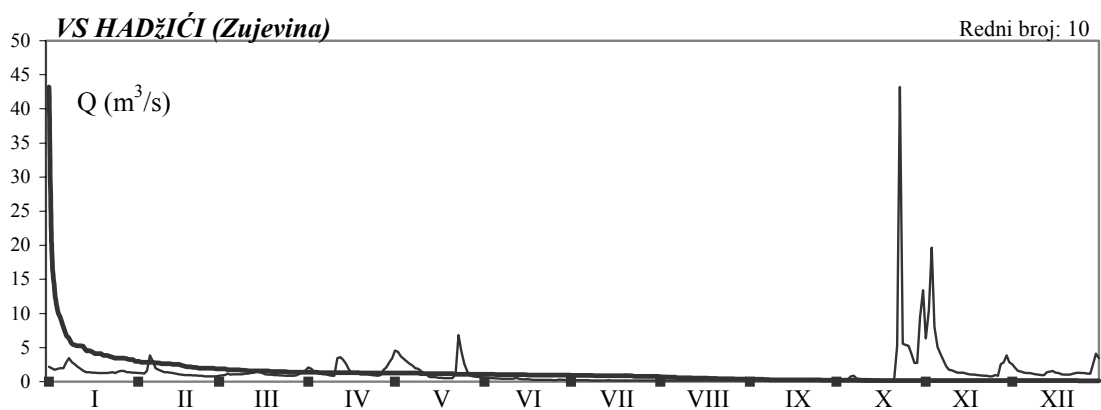
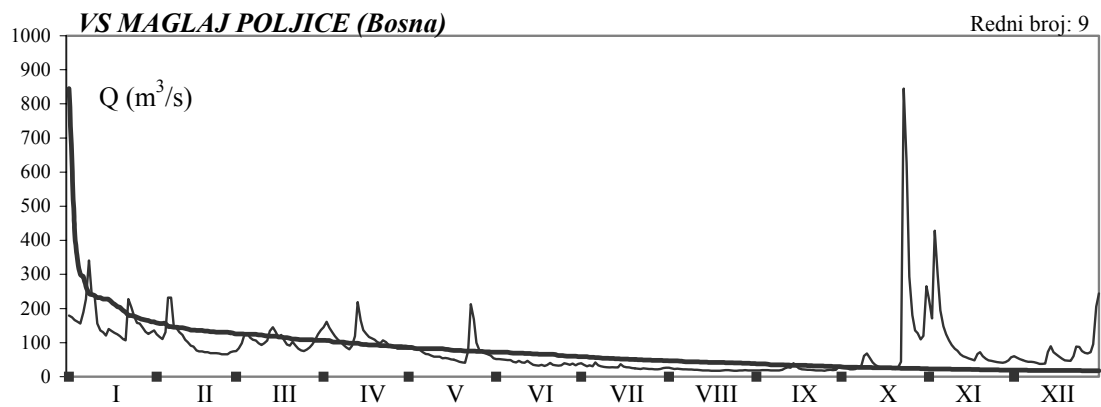
	1	2	3	4	5	6	7	8	9	10	11	12
1	17.1	17.1	17.1	17.1	9.34	5.94	6.99	3.28	1.92	1.92	4.37	10.2
2	17.1	17.1	17.1	17.1	9.34	5.94	6.99	3.28	1.92	1.92	4.37	10.2
3	17.1	17.1	17.1	14.0	9.34	6.99	6.99	3.28	1.92	1.92	7.7	10.2
4	17.1	17.1	17.1	14.0	9.34	6.99	6.99	3.28	1.92	1.92	7.7	10.2
5	17.1	17.1	17.1	14.0	9.34	6.99	6.99	3.28	1.92	1.92	16.0	10.2
6	17.1	17.1	17.1	14.0	9.34	6.99	6.99	3.28	1.92	1.92	16.0	10.2
7	17.1	17.1	17.1	14.0	9.34	6.99	6.99	2.79	1.92	1.92	16.0	4.97
8	17.1	17.1	17.1	10.2	8.52	6.99	6.99	2.79	1.92	1.20	16.0	4.97
9	17.1	17.1	17.1	10.2	7.74	6.99	6.99	2.79	1.92	1.20	16.0	4.97
10	17.1	17.1	17.1	10.2	8.52	6.99	6.99	2.79	1.92	1.20	16.0	4.97
11	17.1	17.1	17.1	10.2	8.52	6.99	6.99	2.79	1.92	1.20	16.0	4.97
12	17.1	17.1	17.1	7.74	7.74	6.99	6.99	2.34	1.92	1.20	16.0	4.97
13	17.1	17.1	17.1	7.74	7.74	6.99	6.99	2.34	1.92	1.20	10.2	4.97
14	17.1	18.1	17.1	7.74	7.74	6.99	6.99	2.34	1.92	1.20	10.2	4.97
15	17.1	18.1	17.1	7.74	7.74	6.99	6.99	2.34	1.92	1.20	10.2	4.97
16	17.1	18.1	17.1	7.74	7.74	6.99	6.99	2.34	1.92	1.20	10.2	4.97
17	17.1	17.1	17.1	8.52	7.74	6.99	6.99	2.34	1.92	1.20	10.2	4.97
18	17.1	17.1	17.1	8.52	6.63	6.99	3.81	2.34	1.92	1.20	10.2	4.97
19	17.1	17.1	17.1	8.52	6.63	6.99	2.79	2.34	1.92	1.20	10.2	4.97
20	17.1	17.1	17.1	8.52	6.63	6.99	2.79	2.34	1.92	1.20	10.2	4.97
21	17.1	17.1	17.1	8.52	5.94	6.99	2.79	2.34	1.92	1.20	10.2	4.97
22	17.1	17.1	17.1	9.34	5.94	6.99	3.81	2.34	1.92	1.20	10.2	4.97
23	17.1	17.1	17.1	9.34	5.94	6.99	3.81	2.34	1.92	4.37	10.2	4.97
24	17.1	17.1	17.1	9.34	5.94	6.99	3.81	2.34	1.92	4.37	10.2	4.97
25	17.1	17.1	17.1	9.34	5.94	6.99	3.81	1.92	1.92	4.37	10.2	4.97
26	17.1	17.1	17.1	9.34	5.94	6.99	3.81	1.92	1.92	4.37	10.2	4.97
27	17.1	17.1	17.1	9.34	5.94	6.99	3.81	1.92	1.92	4.37	10.2	12.0
28	17.1	17.1	17.1	9.34	5.94	6.99	3.81	1.92	1.92	4.37	10.2	12.0
29	17.1		17.1	9.34	5.94	6.99	3.81	1.92	1.92	4.37	10.2	12.0
30	17.1		17.1	9.34	5.94	6.99	3.81	1.92	1.92	4.37	10.2	12.0
31	17.1		17.1		5.94		3.81	1.92		4.37		12.0
<i>DAN</i>	<i>1</i>	<i>1</i>	<i>1</i>	<i>12</i>	<i>21</i>	<i>1</i>	<i>19</i>	<i>25</i>	<i>1</i>	<i>8</i>	<i>1</i>	<i>7</i>
NQ	17.1	17.1	17.1	7.7	5.9	5.9	2.79	1.92	1.92	1.20	4.4	5.0
SQ	17.1	17.2	17.1	10.3	7.4	6.9	5.5	2.50	1.92	2.28	11.2	7.1
VQ	17.1	18.1	17.1	17.1	9.34	6.99	6.99	3.28	1.92	4.37	16.0	12.0
<i>DAN</i>	<i>2</i>	<i>14</i>	<i>1</i>	<i>1</i>	<i>1</i>	<i>3</i>	<i>1</i>	<i>1</i>	<i>1</i>	<i>23</i>	<i>5</i>	<i>27</i>
GOD.		NQ	DATUM		SNQ		SQ		SVQ		VQ	DATUM
2003		1.20	08. 10.		7.33		8.82		10.9		18.1	14. 02.

GRAFIKONI OSCILACIJA PROTICAJA

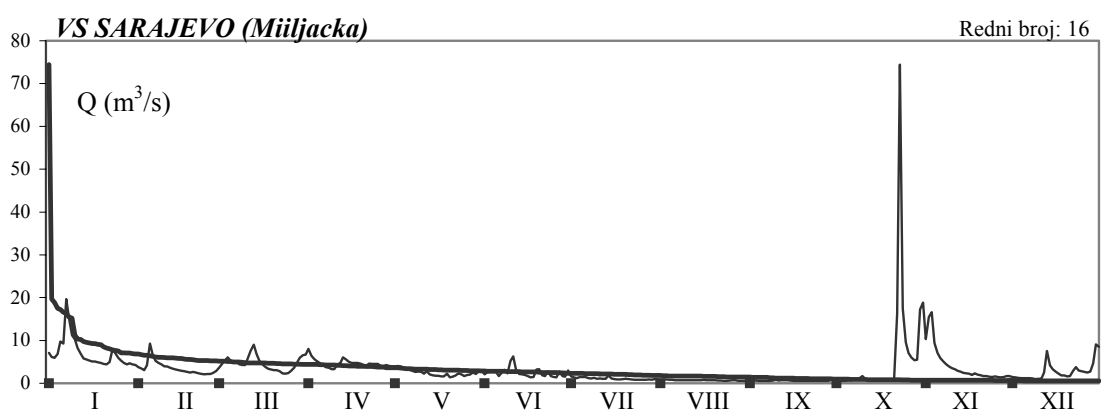
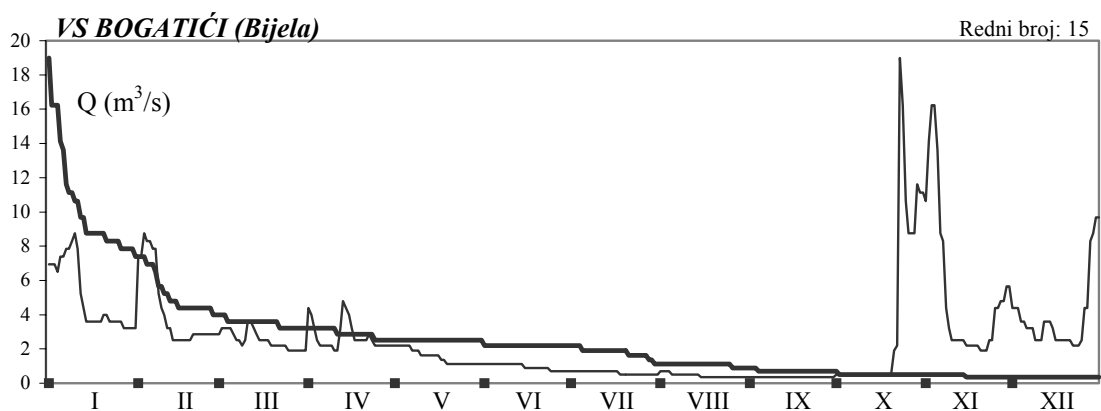
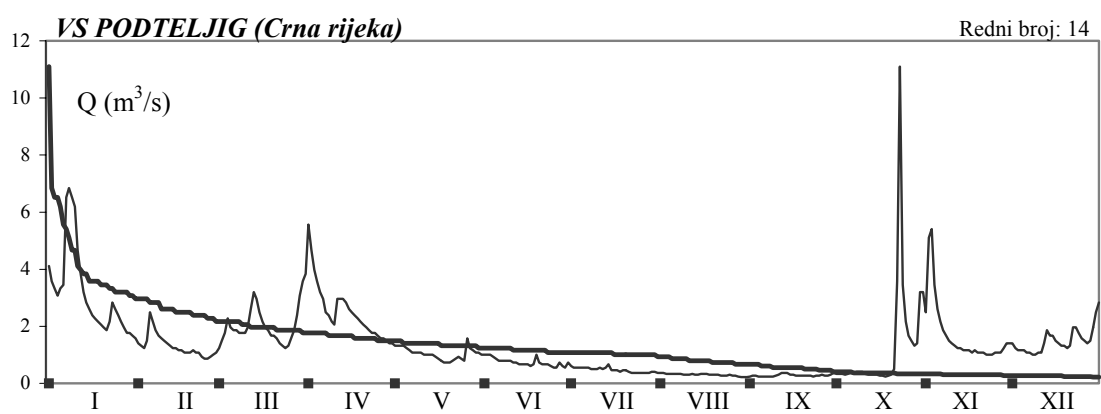
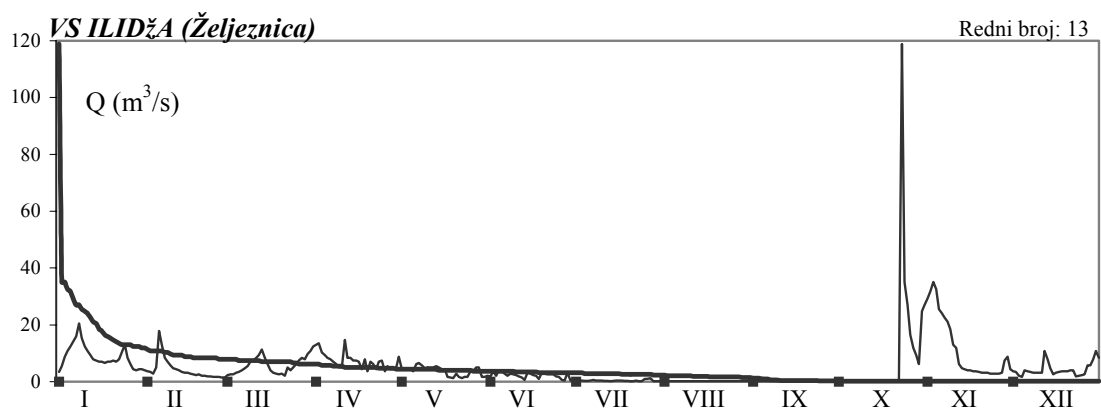
PROTICAJI



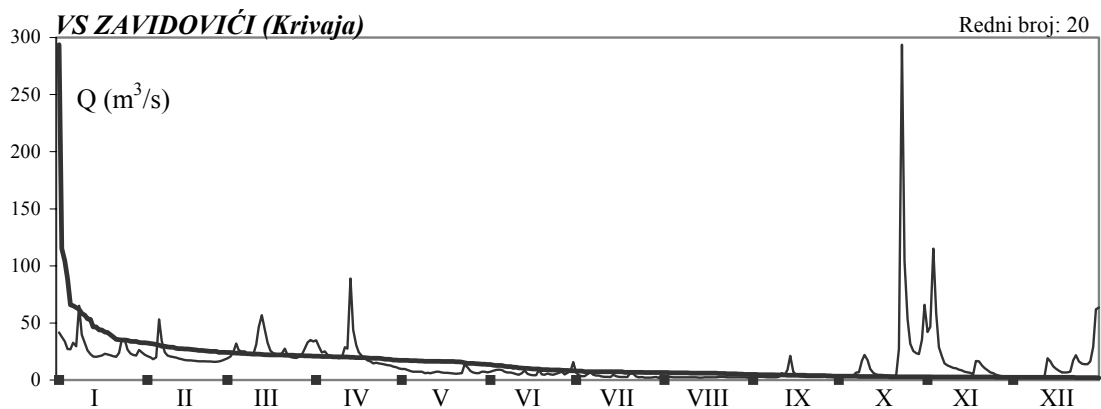
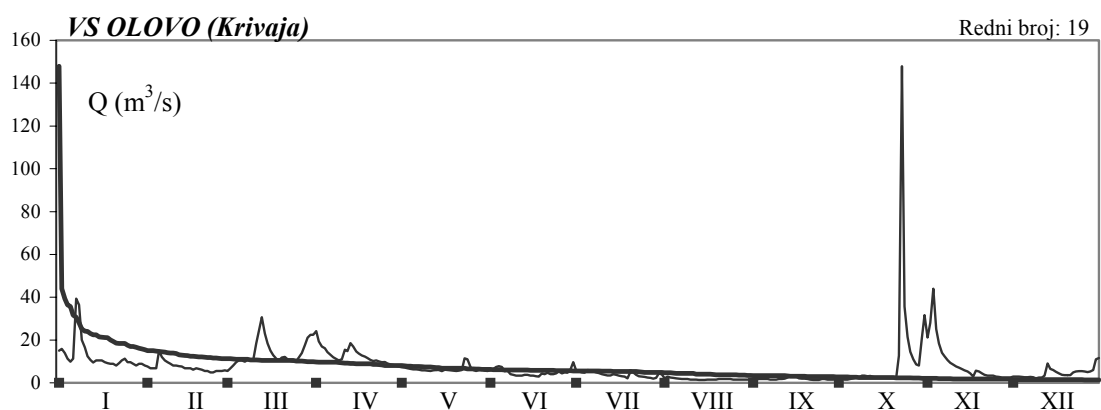
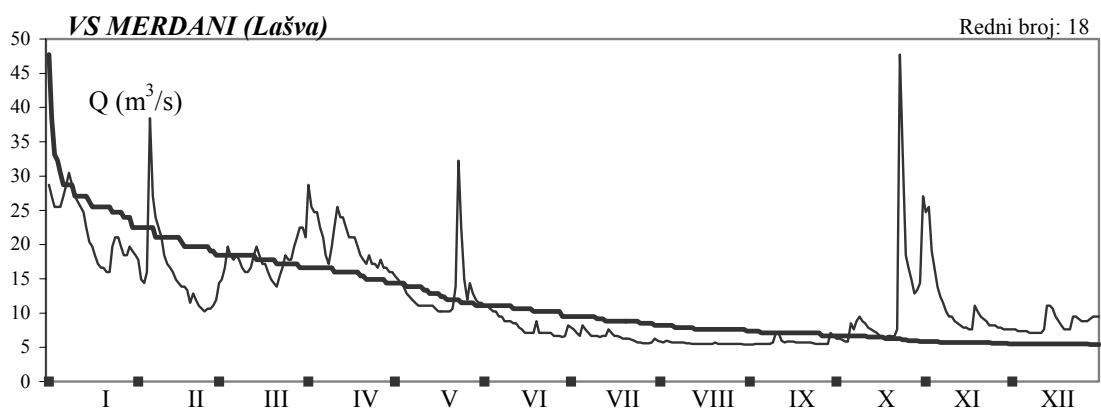
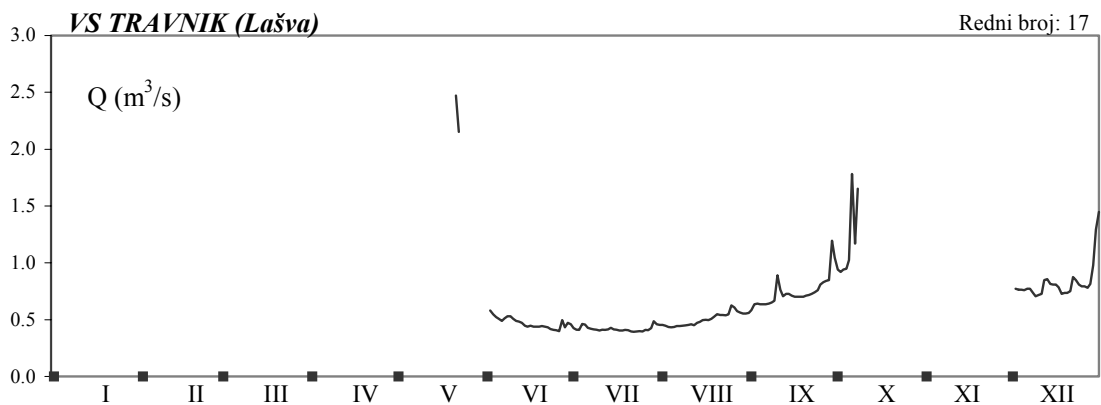
PROTICAJI



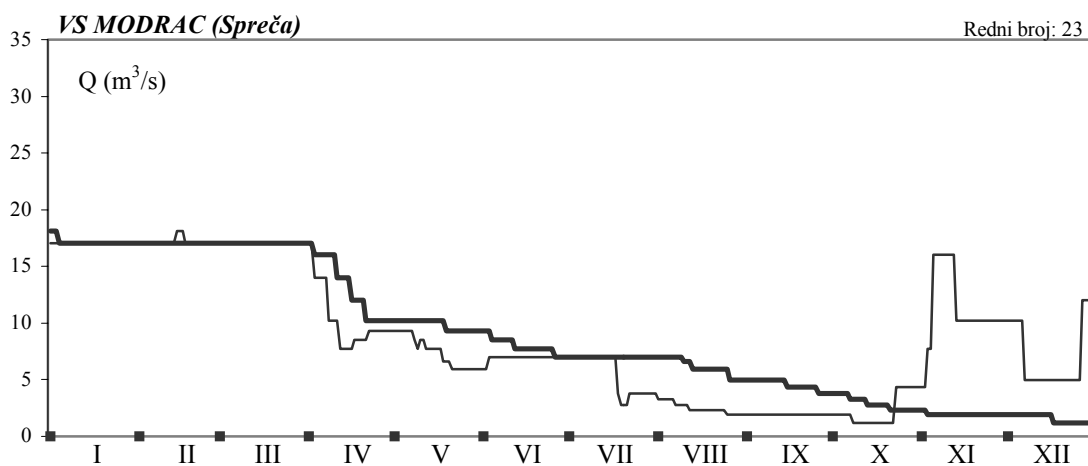
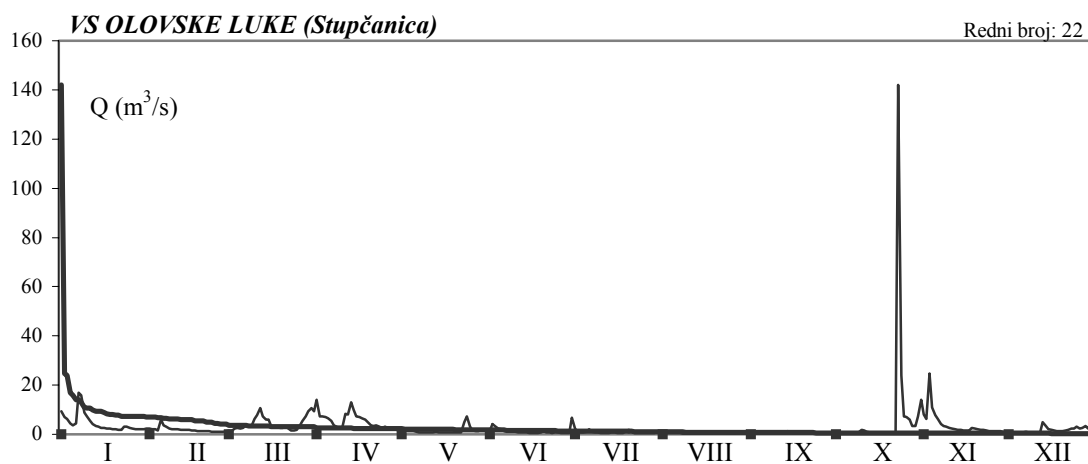
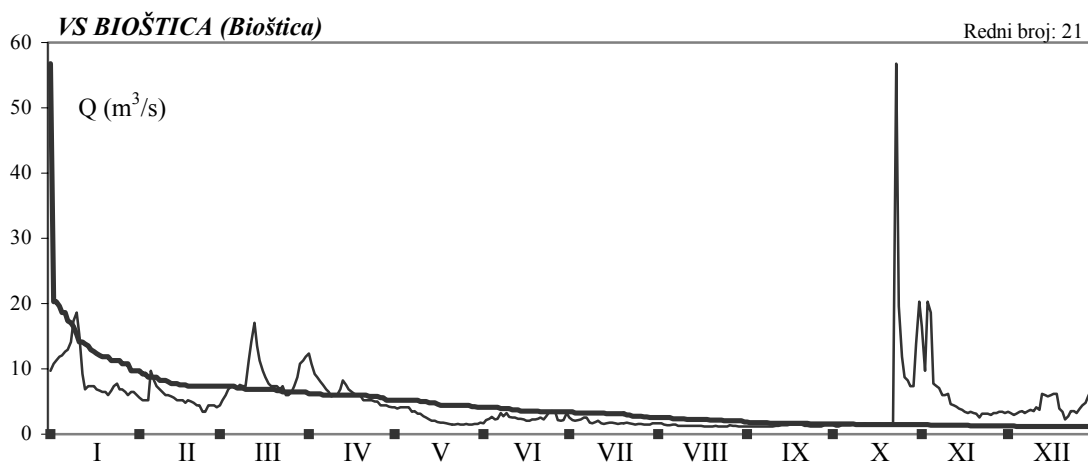
PROTICAJI



PROTICAJI



PROTICAJI



TEMPERATURE VODE

DNEVNE I KARAKTERISTIČNE TEMPERATURE VODE

°C

TEMPERATURE VODE

STANICA: KRALJE - automatska
 RIJEKA: UNA
 SLIV: Save
 GODINA POČETKA RADA: 1968

Redni broj: 2

KOTA "0": 208.85 mnm

SREDNJE DNEVNE VRIJEDNOSTI TEMPERATURA VODE (°C) ZA: 2003. GODINU

DANI	MJESECI											
	1	2	3	4	5	6	7	8	9	10	11	12
1					11.4	14.1						
2					11.7	14.1						
3					11.7	14.0						
4					11.9	14.1						
5					12.2	14.6						
6					12.4	14.9						
7					12.6	15.1						
8					12.7	15.2						
9					12.9	15.3						
10					12.9	15.8						
11					12.8	16.1						
12					12.9	16.3						
13					13.0							
14					12.6							
15					11.8							
16					11.6							
17					11.8							
18					12.0							
19					12.3							
20					12.5							
21					12.0							
22				9.8	11.4							
23				10.0	11.4							
24				10.1	11.9							
25				10.2	12.5							
26				10.4	12.7							
27				10.3	12.9							
28				10.5	13.3							
29				11.0	13.5							
30				10.9	13.7							
31					14.0							
DAN					16							
NT					10.2							
ST					12.4							
VT					14.9							
DAN					31							
GOD.	NT	DATUM		SNT		ST		SVT		VT	DATUM	
2003												

TEMPERATURE VODE

STANICA: SANSKI MOST - automatska/osmatrač
 RIJEKA: SANA
 SLIV: Une
 GODINA POČETKA RADA: 1945

Redni broj: 3

KOTA "0": 156.18 mm

SREDNJE DNEVNE VRIJEDNOSTI TEMPERATURA VODE (°C) ZA: 2003. GODINU

DANI	MJESECI											
	1	2	3	4	5	6	7	8	9	10	11	12
1	7.3	6.6	5.6	8.9	11.5	17.5	20.6	20.5	21.4	12.5	9.8	8.0
2	6.0	5.8	5.8	8.2	11.0	16.4	21.7	20.9	20.1	12.6	9.1	8.1
3	8.6	4.4	7.5	9.4	11.3	15.4	20.0	22.4	17.3	13.5	8.7	7.7
4	8.8	5.4	7.5	8.5	11.3	13.1	21.5	23.0	16.1	14.2	8.7	7.1
5	8.9	5.6	7.0	8.0	11.6	15.1	20.0	24.0	15.7	15.1	8.5	7.0
6	6.1	6.1	6.2	8.4	12.3	16.5	19.3	24.7	15.9	15.9	8.0	7.3
7	4.9	5.9	7.0	7.4	12.5	17.6	19.8	24.8	17.0	11.8	8.4	7.2
8	4.7	5.5	6.2	6.4	13.1	18.0	20.4	23.9	17.1	9.7	8.4	5.6
9	5.2	5.1	6.4	6.4	13.7	17.2	20.2	23.0	17.9	8.1	8.7	4.4
10	2.6	5.8	7.0	7.2	14.1	17.8	21.3	22.6	18.0	8.0	8.2	4.5
11	3.3	5.9	7.5	9.0	14.5	19.2	21.6	21.6	17.0	8.0	8.0	5.2
12	4.0	5.3	8.0	9.3	13.8	20.0	19.8	22.6	17.6	9.5	7.7	5.8
13	2.5	5.0	8.2	9.1	15.0	20.6	21.5	22.5	14.5	9.0	6.7	6.3
14	2.3	4.4	6.6	8.7	16.0	21.5	19.5	22.6	14.0	9.1	6.2	6.6
15	3.3	3.7	6.8	8.9	12.7	20.6	19.8	23.8	12.5	10.3	6.0	6.5
16	4.3	4.8	6.6	9.2	10.8	19.6	20.8	23.1	12.0	8.8	7.3	6.0
17	6.2	4.5	6.2	8.3	12.6	20.1	22.5	23.4	12.4	8.1	8.8	5.4
18	6.0	4.3	6.2	9.4	14.3	20.4	24.1	23.7	13.0	7.4	8.6	5.1
19	5.9	3.7	7.0	9.2	15.0	18.0	23.1	23.5	13.9	7.6	8.0	4.6
20	6.4	3.9	6.9	9.3	16.3	17.3	21.8	23.0	14.6	8.6	7.8	4.6
21	6.0	5.0	7.0	9.5	16.0	19.0	23.0	23.0	15.3	9.0	7.6	4.8
22	6.3	6.0	6.7	9.7	13.0	18.2	23.7	21.7	15.6	9.3	7.2	6.4
23	6.7	5.4	6.9	9.2	10.9	19.2	24.3	22.7	17.0	9.1	7.4	5.6
24	7.6	4.4	6.1	10.4	10.5	20.6	24.4	23.0	17.4	9.2	8.6	4.4
25	7.6	4.0	7.6	9.3	11.4	20.2	24.7	22.9	13.9	7.8	8.8	4.6
26	6.9	4.0	8.1	9.5	12.0	20.5	22.6	22.5	12.4	7.7	8.6	4.6
27	6.6	4.9	8.2	10.8	14.2	22.0	22.9	19.8	13.1	8.5	8.8	4.6
28	7.0	5.4	8.7	9.1	14.6	21.6	24.0	20.9	14.0	7.0	10.1	4.2
29	7.8		9.4	10.4	14.9	20.2	23.4	21.5	13.6	7.4	8.8	6.9
30	7.0		9.3	11.1	14.8	18.0	20.3	20.6	13.4	8.0	8.6	9.3
31	6.5		9.3		16.6		21.0	20.7		8.7		9.3
DAN	14	15	1	8	24	4	6	27	16	28	15	28
NT	2.3	3.7	5.6	6.4	10.5	13.1	19.3	19.8	12.0	7.0	6.0	4.2
ST	5.9	5.0	7.2	8.9	13.3	18.7	21.7	22.5	15.5	9.7	8.2	6.1
VT	8.9	6.6	9.4	11.1	16.6	22.0	24.7	24.8	21.4	15.9	10.1	9.3
DAN	5	1	29	30	31	27	25	7	1	6	28	30
GOD.	NT	DATUM		SNT		ST		SVT		VT	DATUM	
2003	2.3	14. 01.		9.2		11.9		15.1		24.8	07. 08.	

TEMPERATURE VODE

STANICA: DALJAN - automatska
 RIJEKA: VRBAS
 SLIV: Sava
 GODINA POČETKA RADA: 1968

Redni broj: 4

KOTA "0": 516,52 mmm

SREDNJE DNEVNE VRIJEDNOSTI TEMPERATURA VODE (°C) ZA: 2003. GODINU

DANI	MJESECI											
	1	2	3	4	5	6	7	8	9	10	11	12
1	6.7	4.8	5.2	8.2	11.0							
2	5.7	4.2	5.4	7.2	10.9							
3	7.5	3.2	6.3	7.8	10.7							
4	7.4	4.5	5.9	7.0	11.3							
5	7.0	3.4	5.8	6.8	11.2							
6	5.6	4.0	5.6	6.3	11.6							
7	4.3	3.6	5.8	4.7	11.7							
8	3.7	3.1	5.4	4.6	12.1							
9	3.1	3.8	5.8	5.0	12.4							
10	3.1	4.0	5.9	6.3	12.6							
11	3.4	4.1	6.4	9.0	12.1							
12	2.6	3.9	6.9	8.6	12.4							
13	1.2	3.3	6.8	8.7	12.5							
14	1.7	3.2	5.0	8.5	12.3							
15	3.3	3.2	4.5	8.0	10.8							
16	3.9	3.4	4.6	8.7	10.0							
17	5.1	3.6	5.2	8.3	10.9							
18	4.7	3.3	5.3	8.7	11.2							
19	5.4	2.2	5.9	8.2	11.3							
20	5.6	3.5	6.5	8.6	11.8							
21	5.3	4.6	6.4	8.1	14.6							
22	5.8	4.6	5.3	8.1	14.6							
23	5.5	3.7	4.6	8.5	14.8							
24	5.7	3.4	5.4	9.0	15.3							
25	5.3	3.6	6.8	8.9	15.6							
26	5.0	3.7	7.1	9.6								
27	5.0	4.1	7.6	9.5								
28	5.1	4.7	8.1	10.2								
29	5.1		8.6	10.6								
30	5.2		8.4	10.9								
31	5.2		8.4									
DAN	14	19	23	9								
NT	0.7	1.2	2.9	3.3								
ST	4.8	3.7	6.2	8.1								
VT	8.2	5.9	10.2	12.5								
DAN	3	28	29	28								

GOD. 2003 NT DATUM SNT ST SVT VT DATUM

TEMPERATURE VODE

STANICA: RELJEVO - automatska
 RIJEKA: BOSNA
 SLIV: Save
 GODINA POČETKA RADA: 1957

Redni broj: 5

KOTA "0": 478,46 mmm

SREDNJE DNEVNE VRIJEDNOSTI TEMPERATURA VODE (°C) ZA: 2003. GODINU

DANI	MJESECI											
	1	2	3	4	5	6	7	8	9	10	11	12
1	5.4	4.3	5.1	7.3	9.4	12.9	17.4	16.9	16.7	13.6	8.8	7.7
2	4.4	3.2	4.9	6.6	9.5	12.6	17.5	17.0	15.3	14.2	10.0	7.2
3	5.6	2.6	5.1	6.8	9.3	12.7	17.1	17.4	13.9	14.6	8.9	7.1
4	5.4	3.6	4.8	6.2	10.4	13.2	16.7	17.6	13.7	14.5	8.0	6.8
5	5.1	2.2	4.5	6.1	10.5	13.9	16.0	17.7	14.2	14.9	7.7	6.6
6	4.4	2.6	4.7	6.0	11.0	14.3	15.7	17.7	14.8	13.4	7.3	6.6
7	4.0	2.6	4.5	4.3	11.2	14.6	15.9	17.7	15.1	11.0	7.6	6.3
8	3.1	2.6	4.8	4.3	11.3	14.6	15.7	17.2	15.1	10.5	7.3	5.4
9	2.9	2.9	4.9	4.6	11.1	14.9	15.5	17.0	15.6	9.6	7.2	4.8
10	2.4	2.8	4.9	6.1	11.4	14.4	16.2	17.1	15.6	10.4	7.3	5.3
11	2.8	3.0	6.0	7.9	11.7	15.1	15.9	17.1	15.0	10.8	7.2	6.0
12	2.4	2.8	5.7	7.1	11.4	15.7	16.0	17.2	14.1	11.5	6.7	6.0
13	1.2	2.4	5.4	7.4	11.7	16.4	16.4	17.2	13.2	12.3	6.9	5.3
14	1.7	2.1	3.9	6.9	11.9	16.8	16.2	17.6	13.0	11.8	6.6	5.2
15	3.5	2.3	3.5	6.8	10.2	16.4	16.0	17.3	13.2	10.8	6.7	6.2
16	3.5	2.6	4.0	7.0	10.6	16.4	16.8	17.2	13.8	10.4	7.3	5.3
17	4.0	2.9	4.7	6.7	11.4	16.7	17.8	17.9	14.3	10.2	8.2	4.4
18	3.9	2.6	4.6	7.5	11.0	15.7	17.1	18.0	14.6	9.9	8.3	3.9
19	4.7	2.6	5.0	7.3	12.0	14.9	15.5	17.2	14.9	10.3	8.0	3.7
20	5.1	3.9	5.6	7.6	12.9	15.0	16.7	17.2	15.1	11.0	7.7	3.9
21	5.1	4.9	5.4	7.2	11.4	14.7	18.0	17.4	15.1	12.0	7.5	4.2
22	5.2	5.2	4.7	7.0	9.9	15.2	18.1	17.5	15.1	10.2	7.5	5.3
23	4.9	4.4	4.3	7.9	8.8	16.3	18.4	17.7	14.9	9.4	7.6	3.7
24	5.1	4.1	5.0	7.7	9.3	16.9	18.5	17.7	14.4	9.0	8.2	3.4
25	4.7	4.2	6.0	8.0	10.8	17.0	18.2	17.3	13.6	7.6	9.5	3.7
26	4.8	4.3	6.6	8.6	11.0	17.7	17.9	16.7	13.5	7.7	10.1	4.1
27	4.9	4.5	7.0	8.2	10.4	17.7	17.9	17.1	13.8	6.8	9.7	3.6
28	5.0	4.5	7.2	9.2	11.1	16.8	18.5	17.3	13.9	7.2	9.1	3.5
29	4.9		7.4	9.5	11.6	16.6	17.5	17.5	14.2	7.3	7.8	5.3
30	5.0		7.2	9.6	11.9	16.6	17.2	17.7	14.1	7.9	7.5	5.6
31	4.9		7.2		12.6		16.9	17.4		7.7		6.0
DAN	13	19	23	9	2	1	6	11	15	27	12	28
NT	0.5	1.1	2.3	2.7	8.0	10.5	13.8	15.7	12.1	6.2	5.7	2.6
ST	4.2	3.3	5.3	7.1	10.9	15.4	16.9	17.4	14.5	10.6	7.9	5.2
VT	6.4	6.3	9.6	11.9	15.3	19.2	21.0	19.3	17.5	15.9	10.7	8.4
DAN	3	28	29	28	31	14	28	17	1	5	26	1
GOD.	NT	DATUM		SNT		ST		SVT		VT	DATUM	
2003	0.5	13. 01.		6.8		9.9		13.5		21.0	28. 07.	

TEMPERATURE VODE

STANICA: RASPOTOČJE - automatska
 RIJEKA: BOSNA
 SLIV: Sava
 GODINA POČETKA RADA: 1969

Redni broj: 6

KOTA "0": 312.61 mmm

SREDNJE DNEVNE VRIJEDNOSTI TEMPERATURA VODE (°C) ZA: 2003. GODINU

DANI	MJESECI											
	1	2	3	4	5	6	7	8	9	10	11	12
1	6.0	4.9	4.6	9.2	13.7	16.8	22.0					
2	5.2	4.2	5.0	8.2	13.6	17.3	22.9					
3	6.2	2.7	5.8	8.1	13.8	17.5	23.1					
4	6.7	2.9	6.0	8.0	14.3	17.5	22.4					
5	6.6	3.6	5.6	7.1	14.9	18.4	20.6					
6	5.8	3.2	5.4	7.1	15.6	20.0	19.9					
7	4.4	3.6	5.7	6.0	16.2	20.7	20.3					
8	3.4	3.2	5.3	5.5	16.6	20.6	20.3					
9	3.6	3.4	5.6	5.0	16.9	20.2	19.6					
10	2.7	3.8	5.8	6.1	16.7	19.8	20.2					
11	3.1	3.7	6.4	8.9	17.0	19.8	20.1					
12	2.6	3.5	6.9	10.1	17.1	20.7	19.9					
13	1.0	3.2	7.1	9.6	16.9	21.9	20.3					
14	0.5	2.6	5.5	9.6	16.2	22.7	19.5					
15	1.9	2.8	4.5	8.9	14.9	22.9	20.3					
16	3.2	3.1	4.5	9.1	13.4	22.2	21.4					
17	3.7	3.1	4.9	9.3	15.3	22.3	23.0					
18	4.2	3.1		9.7		21.5	22.9					
19	4.6	2.2		9.8		20.1	20.7					
20	5.1	2.1		10.0	16.9	19.9	21.1					
21	5.2	4.0		10.3		19.9	22.3					
22	5.2	4.7		9.8	13.7	20.1						
23	5.5	4.2	5.1	9.9		21.6						
24	5.5	3.6	5.3	10.5		22.3						
25	5.2	3.4	6.2	10.8		22.6	24.1					
26	4.9	3.3	7.4	11.5		23.2	23.6					
27	4.8	3.3	8.2	11.9		22.5	23.2					
28	4.7	4.0	9.0	11.9		22.0	23.4					
29	4.7		9.5	13.0		21.9	22.3					
30	4.6		9.5	13.6		20.7	21.2					
31	4.8		9.2									
DAN	14	20		9		3	14					
NT	0.2	1.8		4.1		16.3	18.4					
ST	4.4	3.4		9.3		20.6	21.5					
VT	7.0	5.0		14.5		24.0	24.5					
DAN	3	1		29		25	17					
GOD. 2003	NT	DATUM		SNT		ST	SVT		VT	DATUM		

TEMPERATURE VODE

STANICA: MAGLAJ POLJICE - automatska
 RIJEKA: BOSNA
 SLIV: Sava
 GODINA POČETKA RADA: 1971

Redni broj: 9

KOTA "0": (150.00)

SREDNJE DNEVNE VRIJEDNOSTI TEMPERATURA VODE (°C) ZA: 2003. GODINU

DANI	MJESECI											
	1	2	3	4	5	6	7	8	9	10	11	12
1									19.8		12.1	12.1
2									18.9		12.1	11.9
3									18.1		12.3	11.3
4									17.5		12.4	10.7
5									17.0		12.3	10.4
6									16.9		12.3	10.4
7									17.2		12.3	10.3
8									17.5	17.3	12.3	9.4
9									18.0	12.8	12.3	8.5
10									18.2	12.4	12.4	8.1
11									18.2	13.1	12.4	8.0
12									18.5	13.6	12.3	8.2
13								20.1		14.0	12.1	8.4
14								19.6		13.8	11.9	8.0
15								20.2		13.4	11.7	8.7
16								20.2		12.3	11.7	8.9
17								20.1		11.8	11.7	8.9
18								20.1		11.2	11.9	8.7
19								20.1		10.7	12.0	8.6
20								20.5		10.9	12.1	8.5
21								20.8		11.6	12.1	8.3
22								20.8		12.1	12.0	8.9
23								20.8		11.0	11.9	8.4
24								20.9		11.5	11.9	8.4
25								20.8		11.6	11.9	8.5
26								20.4		11.7	12.1	8.6
27								20.0		11.9	12.2	8.6
28								20.0		12.2	12.4	8.7
29								20.5		12.3	12.5	8.7
30								20.8		12.5	12.3	6.7
31								20.6		12.5		6.1
DAN										19	16	31
NT										10.4	11.6	6.1
ST										12.4	12.1	9.0
VT										18.5	12.6	12.2
DAN										1	29	1
GOD.	NT	DATUM		SNT		ST		SVT		VT	DATUM	
2003												

TEMPERATURE VODE

STANICA: TRAVNIK - automatska
 RIJEKA: LAŠVA
 SLIV: Bosne
 GODINA POČETKA RADA: 1959

Redni broj: 17

KOTA "0": 508.54 mmm

SREDNJE DNEVNE VRIJEDNOSTI TEMPERATURA VODE (°C) ZA: 2003. GODINU

DANI	MJESECI											
	1	2	3	4	5	6	7	8	9	10	11	12
1						13.9	15.5	15.2	14.5	12.2		7.9
2						13.6	15.5	15.8	13.5	13.1		7.7
3						12.9	15.1	15.8	12.4	13.4		7.2
4						13.4	14.9	15.9	11.9	13.6		6.9
5						14.0	14.0	16.0	12.3	13.7		6.8
6						14.5	13.4	16.2	12.7	12.4		6.8
7						14.6	13.9	15.7	13.1	10.5		5.7
8						14.2	13.7	15.4	13.4	11.0		4.3
9						14.6	13.8	14.5	14.2			4.2
10						14.7	14.6	15.1	14.3			5.1
11						14.8	14.2	15.5	14.1			6.3
12						15.1	14.0	15.4	12.9			6.8
13						15.3	14.3	15.3	12.3			6.4
14						15.5	14.0	15.7	12.2			5.5
15						15.0	13.7	15.7	12.3			6.3
16						15.1	14.7	15.7	12.3			4.9
17						16.6	15.6	15.8	12.8			4.7
18						16.6	15.0	16.0	12.9			3.6
19						16.6	14.2	15.4	13.0			3.5
20						15.9	15.1	16.0	13.1			3.8
21					11.2	13.8	16.0	15.5	13.2			4.5
22					10.2	14.2	16.2	15.5	13.5			5.7
23						15.0	16.3	15.5	13.1			5.2
24						15.3	16.5	15.9	13.0			4.1
25						15.6	16.3	15.5	12.4			4.4
26						16.9	15.9	14.9	12.2			4.3
27						15.2	15.5	15.3	12.0			3.2
28						14.8	15.9	15.1	12.0			4.5
29						14.6	15.1	15.8	12.9			6.5
30						14.8	14.8	16.0	13.0			6.7
31							14.5	15.4				6.8
DAN						3	15	9	4			27
NT						11	11.6	12.9	10.1			2.6
ST						14.9	14.9	15.6	12.9			5.5
VT						17.6	18.5	18	15.9			8.2
DAN						24	24	20	1			2
GOD. 2003	NT	DATUM		SNT		ST		SVT		VT	DATUM	

TEMPERATURE VODE

STANICA: OLOVO - automatska
 RIJEKA: KRIVAJA
 SLIV: Bosna
 GODINA POČETKA RADA: 1969

Redni broj: 19

KOTA "0": 527.16 mmm

SREDNJE DNEVNE VRIJEDNOSTI TEMPERATURA VODE (°C) ZA: 2003. GODINU

DANI	MJESECI											
	1	2	3	4	5	6	7	8	9	10	11	12
1				5.9			16.8	18.2			10.4	10.8
2				5.6			18.4	18.8			10.6	10.6
3				6.0			18.7	19.4			11.6	9.4
4				5.9		16.5	17.8	19.3			11.7	8.1
5				5.7		14.9	16.3	19.8			11.2	7.7
6				4.8		15.1	15.0	19.6			10.9	7.6
7				3.1			15.6	18.7			10.8	7.7
8				2.9			15.7	18.4			10.9	7.1
9				3.1			15.8	17.8		12.8	10.9	6.4
10				5.1			17.0	18.1		8.1	10.8	5.9
11				7.0	15.3		17.0	18.1		8.3	10.5	6.0
12				6.6	13.9		17.1	18.0		9.4	10.3	6.2
13				7.1	13.2		16.8	18.1		10.4	9.8	5.7
14				7.0	12.9		16.2	18.8		10.2	9.2	6.3
15				7.1			16.7	18.5		9.4	8.9	6.1
16				7.6			17.7	18.3		8.2	8.9	6.1
17				7.1		20.3	19.3	19.2		7.7	9.2	6.2
18				7.8		17.8	18.3	19.4		6.8	9.6	6.2
19				7.2		16.7	16.9	19.1		7.2	9.7	6.0
20			5.5	7.7		17.1	18.2	18.8		8.2	9.7	5.9
21			4.2	7.6		16.1	18.8	19.4		10.6	9.7	5.8
22			3.1	7.9		16.8	19.5			10.3	9.6	5.9
23			2.3	8.1		17.9	20.1			10.8	9.6	3.9
24			3.0	8.0		18.2	20.4			11.5	9.7	5.8
25			4.2	8.4		18.9	20.3			11.3	10.0	6.0
26			4.5	9.3		19.5	19.9			10.4	10.5	6.2
27			5.1	8.9		19.1	19.9			10.7	11.1	6.3
28			5.4	10.7		18.6	20.2			10.5	11.6	6.8
29			5.9	9.4		17.7	18.5			10.5	11.6	7.1
30			5.8			15.2	17.9			10.5	11.1	
31			6.4				17.5			10.5		
DAN							6				15	
NT							13.4				8.8	
ST							17.9				10.3	
VT							23.6				11.9	
DAN							24				4	
GOD.	NT	DATUM		SNT		ST		SVT		VT	DATUM	
2003												

TEMPERATURE VODE

STANICA: ZAVIDOVIĆI - automatska
 RIJEKA: KRIVAJA
 SLIV: Bosna
 GODINA POČETKA RADA: 1978

Redni broj: 20

KOTA "0": 204.32 mm

SREDNJE DNEVNE VRIJEDNOSTI TEMPERATURA VODE (°C) ZA: 2003. GODINU

DANI	MJESECI											
	1	2	3	4	5	6	7	8	9	10	11	12
1	7.5	6.5	7.0	9.1	11.5		13.0	13.2	16.0	12.7	10.0	10.2
2	6.6	6.5	7.0	7.9	11.8	11.9	12.6	13.3	15.3	12.8	10.9	9.7
3	6.3	6.0	7.2	8.7	11.9	11.9	12.7	13.4	14.4	13.0	10.9	9.3
4	7.1	6.1	6.1	9.1	12.1	11.9	12.7	13.6	14.0	13.2	10.5	9.0
5	7.3	6.3	6.6	9.1	12.2		12.7	13.7	13.9	13.5	9.7	8.6
6	5.4	4.8	7.0	9.0	12.3		12.9	14.5	13.9	13.1	9.7	8.3
7	5.8	5.2	7.3	8.4	12.4		12.5	15.2	13.9	12.6	10.1	8.6
8	6.4	5.9	7.2	7.8	12.1		12.5	15.0	14.1	12.3	11.1	8.2
9	6.0	6.4	7.2	7.4	11.3		12.5	14.9	14.2	11.1	11.1	7.1
10	3.1	6.6	7.5	7.9	11.3		12.6	14.8	14.1	11.0	11.1	6.5
11	5.1	6.6	7.2	8.8	11.3		12.6	14.8	14.0	11.6	11.1	6.4
12	5.9	6.6	8.2	9.4	11.3		12.6	14.8	13.3	12.0	11.0	7.1
13	6.1	6.5	8.5	9.3			12.6	14.6	13.4	12.1	10.7	9.3
14	5.8	6.1	8.1	9.6			12.5	14.7	13.4	12.0	10.6	9.7
15	5.6	6.0	5.0	9.1			12.5	14.8	12.9	12.0	10.5	10.1
16	5.5	6.2	5.7	9.5			12.6	14.9	12.9	11.6	10.6	10.0
17	5.5	6.3	6.1	9.8		12.2	12.8	14.7	13.0	11.3	10.7	9.9
18	5.7	6.4	6.6	10.0		12.2	12.9	14.7	13.1	11.0	10.6	9.6
19	5.8	6.2	6.7	10.2		12.2	12.8	14.7	13.1	10.6	10.5	9.3
20	6.2	6.2	7.2	10.3		12.1	12.8	14.8	13.3	10.6	10.6	9.2
21	6.5	6.7	6.2	10.4		12.2	12.9	14.8	13.4	11.1	10.6	9.3
22	6.7	7.3	6.7	10.6		12.1	13.0	14.9	13.5	11.5	10.6	9.3
23	5.9	7.4	6.8	10.6		12.2	13.2	15.1	13.5	10.4	10.6	8.9
24	6.1	7.0	6.9	10.7		12.4	13.3	15.4	13.5	10.5	10.6	9.4
25	6.1	6.8	7.5	10.7		13.9	13.4	15.4	13.3	10.2	10.6	9.6
26	6.6	6.8	8.1	10.8		12.5	13.4	15.2	13.1	9.9	10.8	9.6
27	6.7	6.8	8.6	10.8		12.5	13.5	15.1	12.9	10.5	10.9	9.5
28	6.7	6.9	8.7	10.9		12.5	13.5	15.2	12.9	10.6	11.0	9.4
29	7.1		8.6	11.0		12.5	13.5	15.4	12.9	10.7	10.8	8.2
30	6.9		8.7	11.2		13.7	13.3	16.0	12.8	10.3	10.5	5.8
31	6.7		9.0				13.2	16.3		9.3		6.4
DAN	10	6	15	2			9	1	30	26	5	29
NT	2.6	3.9	4.4	6.8			12.5	13.2	12.8	8.9	9.5	5.1
ST	6.1	6.4	7.3	9.6			12.9	14.8	13.6	11.5	10.6	8.7
VT	8.1	7.5	9.7	11.3			13.8	16.6	16.5	13.6	11.4	10.3
DAN	1	22	31	30			1	31	1	5	2	1
GOD. 2003	NT	DATUM		SNT			ST		SVT		VT	DATUM

TEMPERATURE VODE

STANICA: KARANOVAC - automatska
 RIJEKA: SPREČA
 SLIV: Bosna
 GODINA POČETKA RADA: 1969

Redni broj: 23

KOTA "0": 150,06 mmm

SREDNJE DNEVNE VRIJEDNOSTI TEMPERATURA VODE (°C) ZA: 2003. GODINU

DANI	MJESECI											
	1	2	3	4	5	6	7	8	9	10	11	12
1	5.4	4.0	4.9	8.8	11.3		17.4				11.8	10.8
2	4.5	3.9	5.0	8.9	11.5	15.0	17.4				12.3	10.5
3	5.0	3.5	5.3	9.2	11.7	15.1	17.5				12.5	10.2
4	5.4	3.5	5.6	9.3	11.9	15.7	17.5				12.4	9.9
5	5.3	3.8	5.6	9.3	12.1	15.2	17.5				11.6	9.8
6	4.8	3.6	5.6	9.3	12.3	15.3		18.9			11.3	10.3
7	4.3	3.7	5.7	9.0	12.4	15.4		19.1			11.0	10.0
8	3.7	3.5	5.9	8.5	12.8	15.5		19.1		18.0	10.8	9.7
9	3.4	3.6	5.9	8.2	13.0	15.7		19.0		15.1	10.8	9.1
10	3.2	3.7	6.1	8.6	13.1	15.8		19.1		15.0	10.8	8.8
11	3.4	4.1	6.3	8.7	13.3	16.0	17.6	19.1		15.0	10.5	8.7
12	4.1	4.3	6.4	9.0	13.5	16.1	17.6	19.2		15.1	10.5	8.7
13	4.3	4.4	6.7	10.5		16.3	17.6	19.2		15.2	9.5	8.3
14	4.0	4.5	6.9	10.2		16.5	17.5	19.1		15.0	10.3	8.3
15	4.2	4.4	6.7	10.0		16.6	17.5	19.3		14.8	10.7	8.4
16	3.7	4.2	6.4	10.0		16.8	17.4	19.6		14.4	10.6	8.1
17	3.4	4.1	6.3	10.1		16.8	17.4	20.1		14.3	10.5	7.9
18	3.3	4.1	6.1	10.2		16.9	17.5	19.5		13.9	10.2	7.7
19	3.3	4.1	6.1	10.3		16.9	17.5	19.4		13.4	10.4	7.6
20	3.4	4.2	6.4	10.3		17.0	17.6	19.5		13.5	10.5	7.6
21	3.8	4.0	6.6	10.3		17.0	17.6			13.6	10.4	7.4
22	4.2	4.2	6.6	10.4		16.9	17.7			13.6	10.4	7.3
23	3.9	4.4	6.5	10.4			18.1			12.2	10.5	6.2
24	4.0	4.4	6.6	10.5			19.1			12.4	10.6	5.5
25	4.1	4.5	6.8	10.6			18.7			12.8	10.8	5.5
26	3.9	4.6	7.0	10.6			18.6			12.7	10.9	5.4
27	4.0	4.8	7.3	10.7						12.5	11.1	4.6
28	4.1	5.0	7.6	10.8						11.7	11.3	4.5
29	4.4		7.9	11.0						11.8	11.3	4.2
30	4.4		8.3	11.1		17.2				11.8	10.9	4.0
31	4.2		8.5							10.9		4.5
DAN	10	4	1	9							13	30
NT	3.1	3.2	4.9	8.1							9.1	3.9
ST	4.1	4.1	6.4	9.8							10.9	7.7
VT	5.8	5	8.7	11.2							12.6	10.8
DAN	1	28	31	30							3	1
GOD. 2003	NT	DATUM		SNT		ST		SVT		VT	DATUM	

TEMPERATURE VODE

STANICA: GORAŽDE - automatska
 RIJEKA : DRINA
 SLIV : SAVA
 GODINA POČETKA RADA: 1963

Redni broj: 26

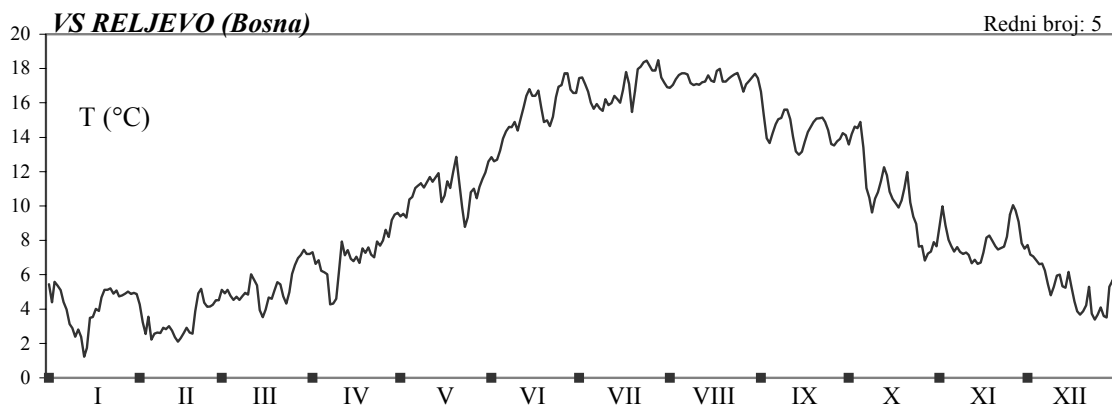
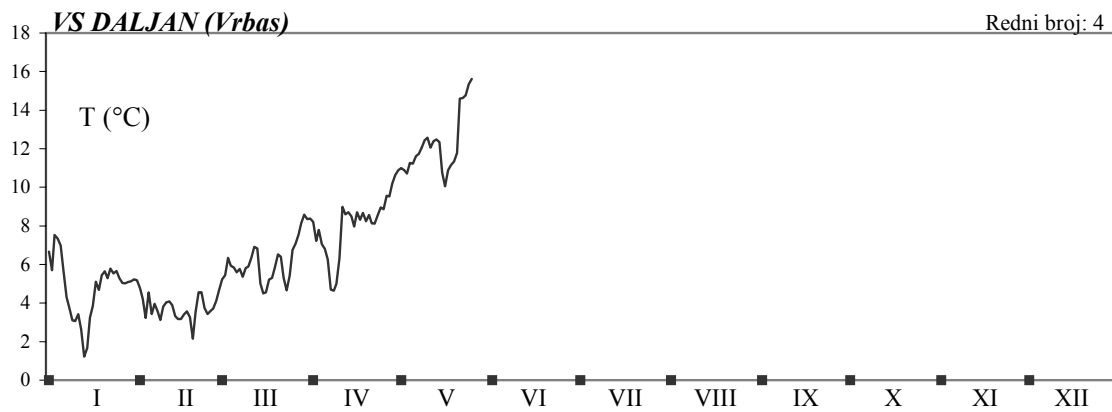
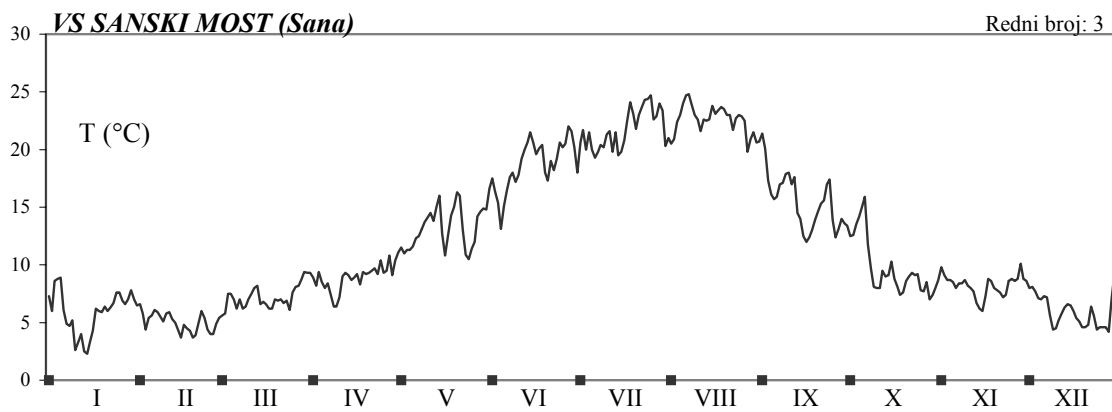
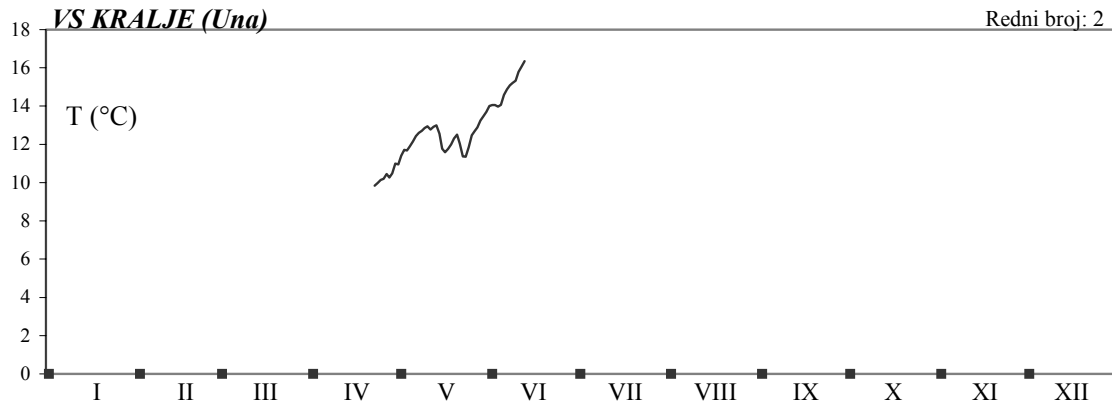
KOTA "0": (500.00)

SREDNJE DNEVNE VRIJEDNOSTI TEMPERATURA VODE (°C) ZA: 2003. GODINU

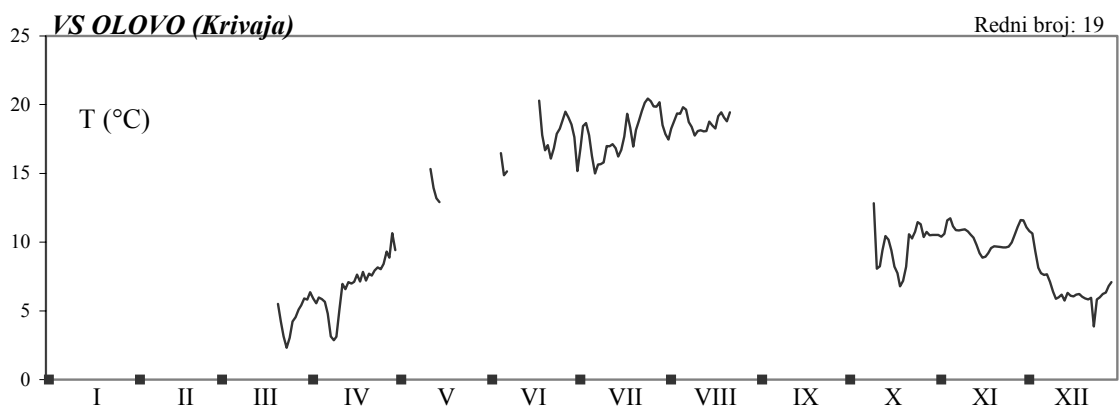
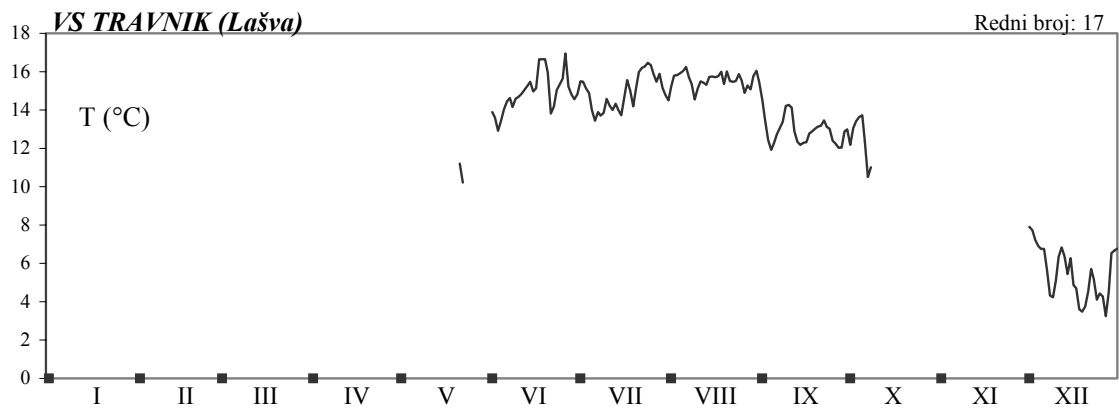
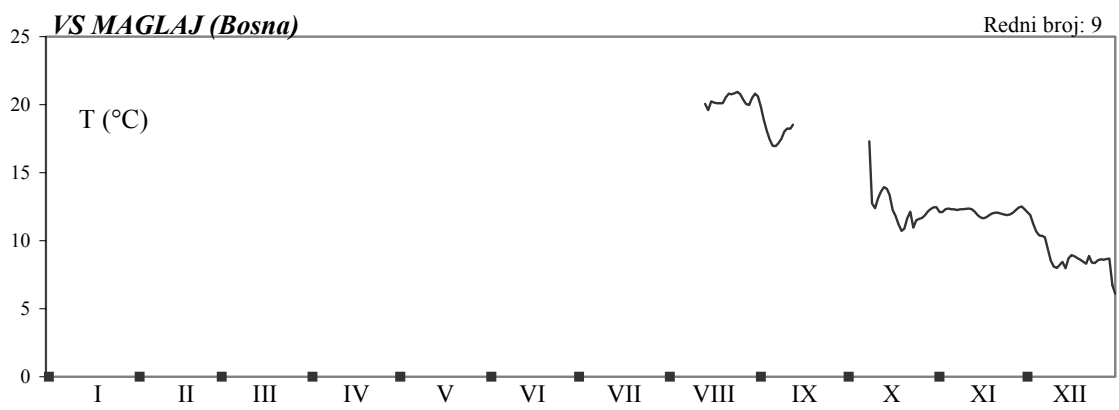
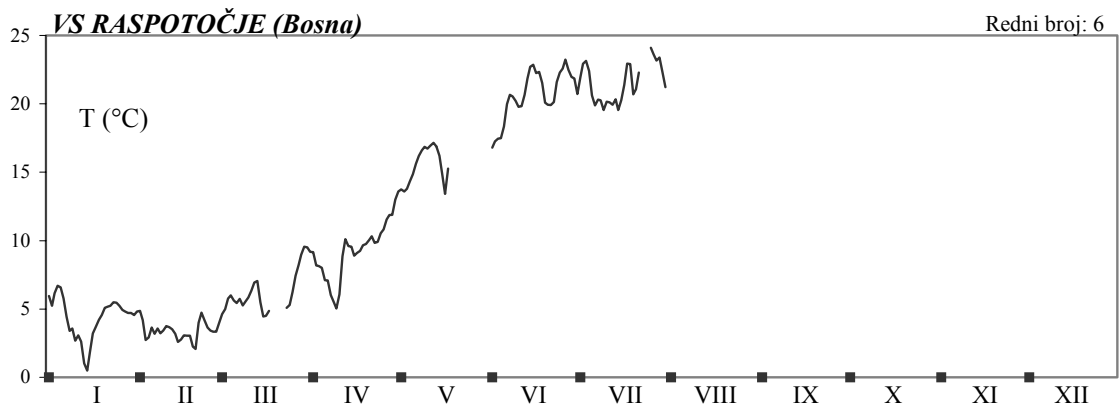
DANI	MJESECI											
	1	2	3	4	5	6	7	8	9	10	11	12
1							13.7	18.6	18.7	13.6	8.9	7.7
2							12.1	18.0	17.5	15.0	10.1	7.3
3							12.7	18.4	15.2	15.6	10.0	7.1
4							13.6	19.1	13.7	15.3	9.4	7.0
5							11.9	19.6	14.6	15.2	8.9	6.9
6							12.9	19.8	15.1	13.8	8.2	6.6
7							15.1	19.6	15.4	11.0	7.9	6.5
8							11.3	18.4	15.4	9.8	7.7	5.9
9							11.1	17.8	15.7	9.6	7.5	5.8
10							11.1	18.9	15.3	9.3	7.5	5.8
11							12.8	18.6	14.8	9.5	7.4	6.5
12							10.8	18.7	13.8	10.5	6.7	6.6
13							11.8	19.0	13.0	10.8	6.5	6.7
14							12.9	19.3	12.4	10.3	6.7	6.6
15							13.0	19.0	12.3	10.2	6.5	7.3
16							14.5	19.2	13.1	9.3	7.3	6.4
17							13.2	19.7	13.7	8.4	7.5	6.0
18							12.3	20.3	14.2	8.0	8.2	5.8
19							11.1	20.1	14.6	8.1	7.9	5.8
20							13.0	19.4	15.1	8.9	7.4	4.2
21							11.7	12.5	15.3	10.2	7.4	4.8
22							13.7	12.3	15.5	10.7	7.3	4.7
23							19.0	16.7	15.4	10.3	7.1	5.7
24						12.7	19.9	18.7	15.0	10.0	7.2	5.9
25						12.0	20.1	18.9	14.3	9.1	7.8	5.9
26						11.2	20.3	17.9	13.7	8.3	8.6	6.1
27						10.4	20.4	18.1	13.7	7.2	9.2	6.2
28						11.2	20.5	16.2	14.2	7.0	9.1	6.2
29						14.6	19.8	12.1	13.8	7.2	8.2	5.8
30						12.5	16.7	14.6	13.3	7.8	7.8	6.7
31							17.5	17.9		8.6		6.4
DAN							12	22	4	27	13	20
NT							8.8	9.7	11.6	6.8	6.1	3.5
ST							14.5	18.0	14.6	10.3	7.9	6.2
VT							22.2	22.5	21.0	17.6	10.4	8.0
DAN							28	18	1	3	2	1
GOD.	NT	DATUM		SNT		ST		SVT		VT	DATUM	
2003												

GRAFIKONI OSCILACIJA TEMPERATURA VODE

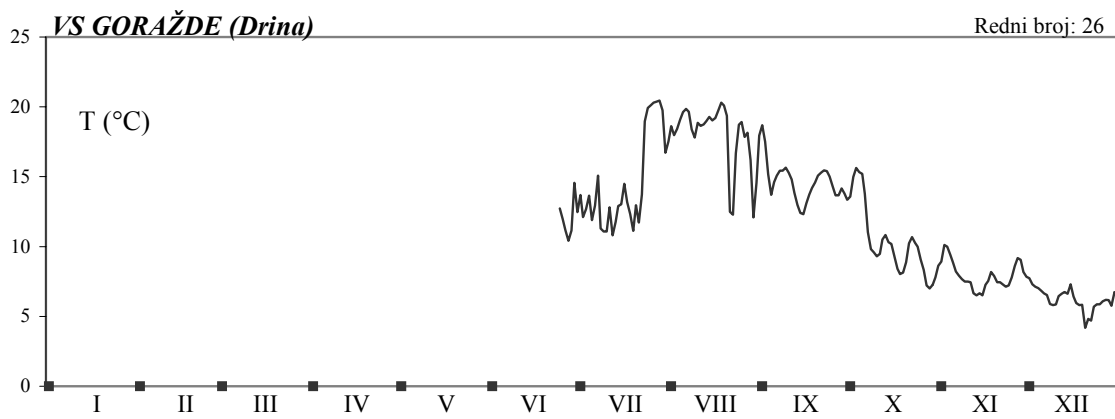
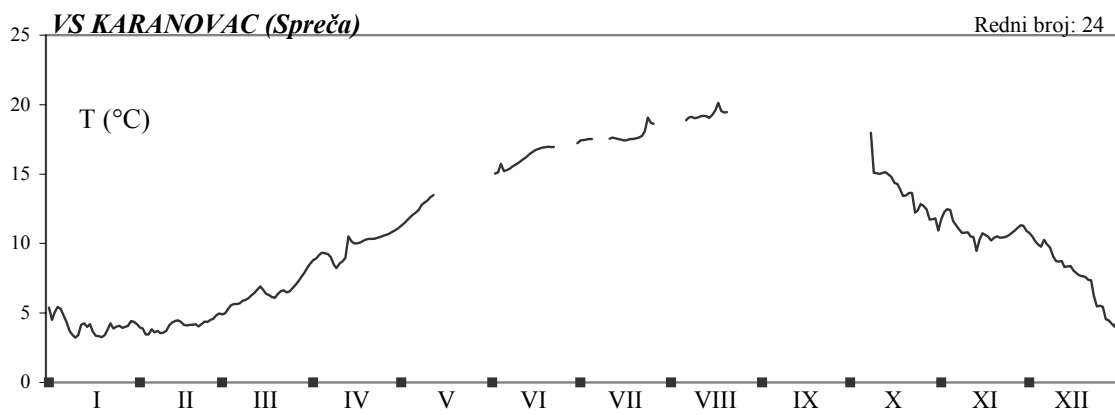
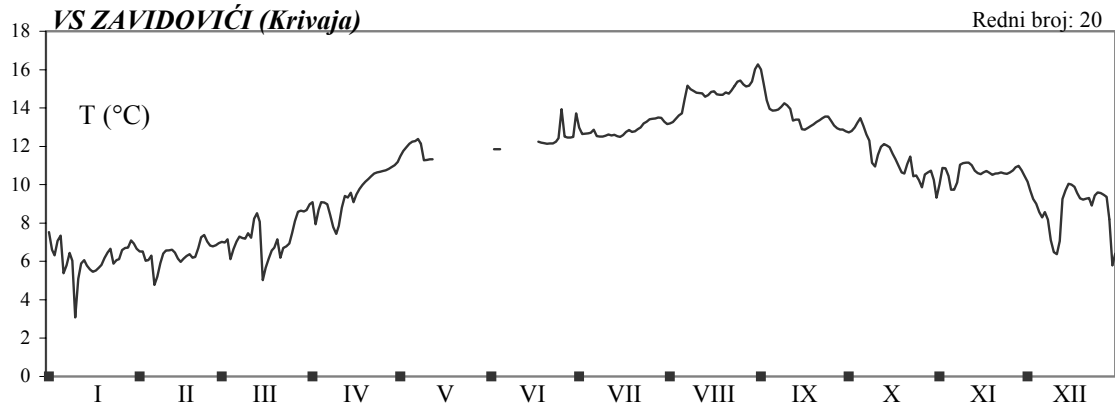
TEMPERATURE VODE



TEMPERATURE VODE



TEMPERATURE VODE



P A D A V I N E

DNEVNE, MJESEČNE I GODIŠNJE SUME PDAVINA

mm

P A D A V I N E

STANICA:ZAVIDOVIĆI - automatska
 RIJEKA: KRIVAJA
 SLIV: Bosna
 GODINA POČETKA RADA: 1978

Redni broj: 19

KOTA "0": 204.32 mm

DNEVNE SUME (0 - 24 h) KOLIČINA PADAVINA (mm): ZA 2002. GODINU

DANI	MJESECI											
	1	2	3	4	5	6	7	8	9	10	11	12
1	5.9	2.1	0.8	.
2	0.4	.	.	.	0.1	3.8	.
3	.	.	0.2	4.5	.	0.0	0.2
4	.	5.0	.	2.3	.	0.0	21.8
5	15.7	9.8	.	0.0	.	0.0	0.9	.	.	0.1	0.1	.
6	0.5	0.0	.	2.5	.	.	0.4	.	.	2.4	2.2	3.1
7	11.0	0.2	.	0.1	.	.	0.2	.	.	.	0.6	1.2
8	0.2	.	.	1.0	.	.	0.1	.	.	29.7	.	.
9	5.5	.	.	.	1.4	0.7	.	.
10	2.2	.	0.2	.	0.9	0.1	.	.
11	0.1	0.5	1.0
12	.	0.1	.	20.9	.	.	0.1	12.3
13	.	0.5	1.9	6.1	.	.	0.1
14	.	.	3.2	0.0	.	.	0.1	0.3
15	.	.	9.0	1.4	.	.	0.1	.	.	0.9	.	.
16	.	.	1.9	0.7	2.8
17	.	.	.	5.8	.	.	0.1	.	.	0.4	14.1	0.2
18	2.0	.	.	0.1	.	11.0	0.2	.
19	0.1	6.1	0.1
20	0.0	.	.	.	0.3	.	.
21	.	.	.	5.9	.	2.3	.	.	.	10.4	.	.
22	.	.	.	2.5	.	.	0.1	.	.	51.7	.	17.9
23	.	.	.	0.1	9.2	.	10.8
24	.	.	.	3.5	.	15.5	.	.	.	1.4	.	6.8
25	0.2	2.6	.	.	.	1.6	0.1	.
26	0.2	0.8	0.2	.
27	0.8	.	.	3.9	9.7	.	.
28	1.3	.	.	0.1	0.3	.
29	6.9	6.5	0.6	.	.	.	0.5	.
30	1.4	7.9	.	.
31	0.1
SUMA	54.0	18.2	16.4	61.4			25.8			126.6	22.9	55.6

GODIŠNJA SUMA PADAVINA

P A D A V I N E

STANICA: KARANOVAC - automatska
 RIJEKA: SPREČA
 SLIV: Bosna
 GODINA POČETKA RADA: 1969

Redni broj: 24

KOTA "0": 150,06 mm

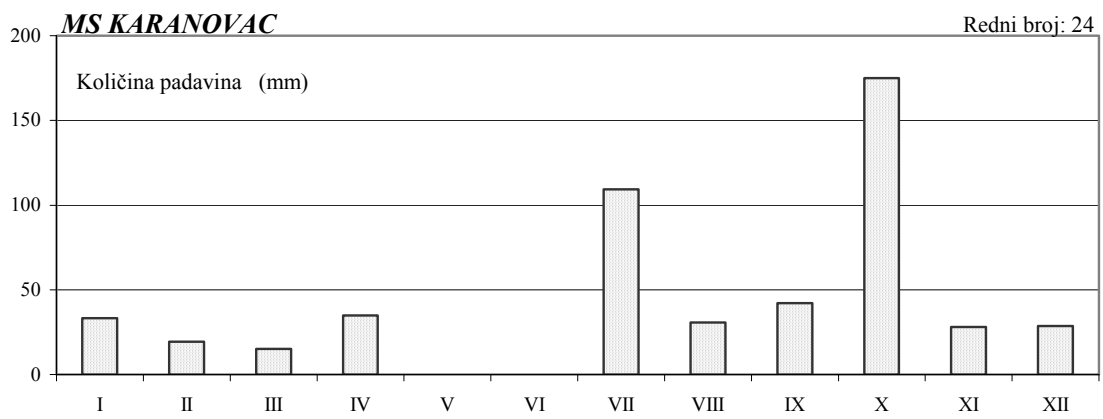
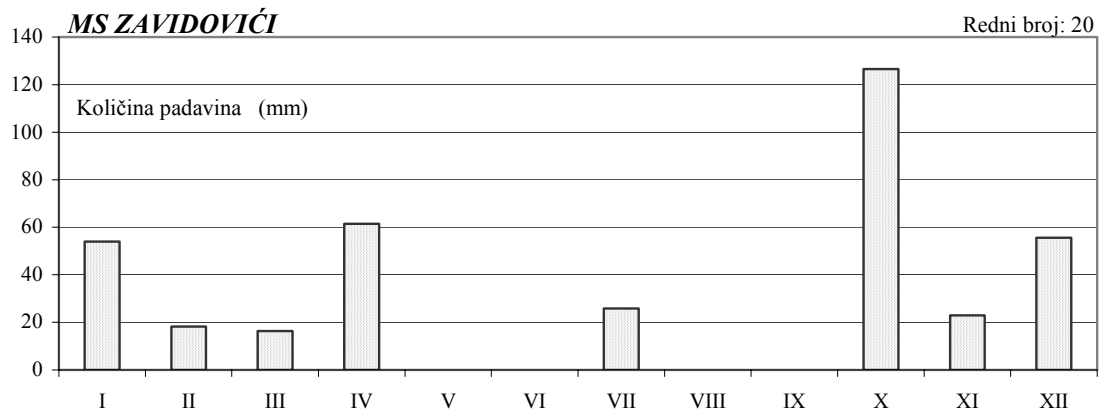
DNEVNE SUME (0 - 24 h) KOLIČINA PADAVINA (mm): ZA 2003. GODINU

DANI	MJESECI											
	1	2	3	4	5	6	7	8	9	10	11	12
1	1.3	0.1	0.8	.	.
2	0.8	.	8.3	.	.
3	.	.	4.2	1.7	0.2	.	.	0.1
4	0.2	6.8	.	0.4	.	.	16.9
5	18.9	12.3	14.3	.	.	1.4	.	.
6	0.5	.	.	1.0	42.5	1.3	3.5	.
7	3.7	2.4	.	.	.	0.6	0.8
8	0.6	0.1	.	3.0	.	.	0.1	.	.	23.8	.	.
9	4.5	2.7	1.7	.	.
10	0.4	.	5.5	.	.	.
11	0.1	.	.	0.1	.	.	4.3	.	0.4	.	.	.
12	.	.	.	15.7	10.7	0.1	.	6.1
13	.	0.1	2.0	4.1	.	.	1.4	.	4.8	.	.	.
14	.	.	3.4	.	.	.	0.1	.	0.8	.	.	0.5
15	.	.	5.1	2.7	0.1	.	.
16	.	.	0.1	0.7	.	0.1	.	16.8	.	.	.	2.6
17	.	.	.	1.2	15.4	.
18	0.4	.	0.3	0.1	.	14.5	0.1
19	6.0	5.3
20	0.2	11.1	.	0.1	.	.
21	.	.	.	0.5	.	2.3	.	.	.	19.1	.	0.2
22	0.6	.	.	0.3	47.1	.	9.3
23	31.5	.	.	18.1	.	3.9
24	.	.	.	0.6	.	17.8	.	.	0.4	1.0	.	1.8
25	0.1	5.6	18.1	.	1.0	3.7	1.3	.
26	0.2	0.1	.	0.1	.	0.2	.
27	.	.	.	2.7	5.6	.	.
28	1.8	.	.	0.1	0.1	.	.	.
29	0.5	3.3	13.6	.	13.1	.	0.2	.
30	0.5	.	1.6	10.5	.	.
31	2.9
SUMA	33.2	19.3	15.1	34.9			109.3	30.8	42.1	174.9	28.1	28.7

GODIŠNJA SUMA PADAVINA

GRAFIKONI MJESEČNIH SUMA PADAVINA

P A D A V I N E



TEMPERATURE ZRAKA

DNEVNE I KARAKTERISTIČNE TEMPERATURE VODE

°C

TEMPERATURE ZRAKA

STANICA: RASPOTOČJE - automatska
 RIJEKA: BOSNA
 SLIV: Sava
 GODINA POČETKA RADA: 1969

Redni broj: 6

KOTA "0": 312.61 mm

SREDNJE DNEVNE VRIJEDNOSTI TEMPERATURE ZRAKA (°C) ZA: 2003. GODINU

DANI	MJESECI											
	1	2	3	4	5	6	7	8	9	10	11	12
1	-1.5	-0.3	2.6	8.4	19.0	19.0	24.8					
2	1.0	-4.2	5.1	9.4	19.3	19.4	22.7					
3	9.5	-6.6	6.9	10.2	18.9	18.6	23.3					
4	5.9	4.7	5.5	6.8	18.3	19.1	19.0					
5	4.2	-0.3	4.8	6.9	18.3	21.8	18.3					
6	-0.3	-0.1	4.1	2.1	20.5	22.6	18.7					
7	-2.9	-2.0	3.5	-1.3	20.7	22.7	19.0					
8	-4.0	-3.0	2.4		21.1	22.5	18.4					
9	-4.2	-1.4	4.6	5.4	21.0	23.3	19.2					
10	-5.0	-1.4	4.3	8.4	19.7	22.0	20.5					
11	-4.9	-1.4	5.9	14.5	19.9	23.4	18.5					
12	-8.8	-2.5	9.4	12.0	18.9	24.4	19.7					
13	-15.6	-5.0	6.6	11.0	19.3	24.7	18.8					
14	-8.1	-5.6	0.3	11.5	14.3	24.3	17.9					
15	-3.1	-3.3	0.2	11.2	12.0	22.9	18.9					
16	-3.6	-2.8	2.6	11.1	13.3	22.9	22.7					
17	-0.5	-2.3	3.3	9.5	21.0	22.5	25.8					
18	-0.7	-3.8		9.8		20.1	21.2					
19	1.4	-6.0		9.7		19.2	19.1					
20	1.9	-1.0		10.9	28.5	21.4	23.0					
21	1.0	2.0		10.2		19.7	19.5					
22	5.1	1.1		9.8	11.1	21.2						
23	3.7	-1.7	1.6	10.5		24.1						
24	3.5	-1.9	4.0	10.4		22.8						
25	2.0	-1.5	7.3	11.1		24.1	24.4					
26	1.5	-0.8	8.3	13.8		23.3	23.1					
27	1.0	0.7	9.6	12.3		21.2	23.5					
28	0.5	2.8	11.3	15.4		22.1	24.3					
29	1.5		12.4	17.2		19.4	20.3					
30	1.3		12.1	19.0		21.2	17.0					
31	1.3		12.2									
DAN	13	3		7		4						
NT	-19.1	-11.8		-2.7		12.5						
ST	-0.6	-1.8		10.5		22.0						
VT	17.5	13.2		29.2		35.2						
DAN	3	28		30		23						
GOD. 2003		NT	DATUM		SNT		ST		SVT		VT	DATUM

TEMPERATURE ZRAKA

STANICA: ZAVIDOVIĆI - automatska
 RIJEKA: KRIVAJA
 SLIV: Bosna
 GODINA POČETKA RADA: 1978

Redni broj: 20

KOTA "0": 204.32 mm

SREDNJE DNEVNE VRIJEDNOSTI TEMPERATURE ZRAKA (°C) ZA: 2003. GODINU

DANI	MJESECI											
	1	2	3	4	5	6	7	8	9	10	11	12
1	-1.2	-0.5	3.2	8.1	20.9		26.2	21.4	16.2	13.9	19.1	3.9
2	2.4	-4.3	4.7	10.9	19.6	19.9	23.1	23.0	13.4	17.2	14.2	2.3
3	11.3	-5.5	6.6	9.6	19.5	20.0	24.2	24.0	12.8	17.7	10.5	2.2
4	5.7	7.2	5.0	6.9	18.1	18.4	21.0	24.8	12.0	19.3	8.3	1.8
5	3.9	-0.5	4.8	6.9	18.3		18.3	24.6	13.7	19.3	6.4	1.4
6	-2.5	-0.5	3.3	2.6	21.2		20.0	25.0	15.6	10.7	5.0	4.4
7	-3.0	-2.8	2.1	-0.5	21.6		19.4	23.1	16.5	10.7	6.1	-0.1
8	-5.3	-3.1	1.7	0.7	21.9		18.7	22.2	19.0	5.7	5.4	-2.1
9	-5.3	-2.3	4.5	3.8	21.0		19.7	22.4	18.9	5.8	6.2	-4.4
10	-5.9	-1.6	5.2	9.7	21.5		21.3	23.2	17.5	10.0	6.2	-2.2
11	-5.0	-1.8	7.3	12.8	21.0		20.1	22.5	18.1	10.5	5.5	0.3
12	-9.0	-2.5	10.0	11.4	21.0		20.7	22.5	12.1	12.2	1.1	3.5
13	-16.0	-5.5	6.6	10.7			19.2	23.7	12.2	11.6	0.1	2.3
14	-5.7	-6.5	0.6	11.0			18.0	26.2	13.2	9.7	0.8	1.3
15	-3.8	-3.8	0.1	10.8			19.5	24.6	12.8	7.1	4.4	1.7
16	-2.2	-2.8	1.2	11.8			22.9	22.8	13.9	5.7	7.2	-0.3
17	0.5	-2.5	2.5	9.0		22.9	26.1	24.6	14.6	5.7	9.4	-1.8
18	-0.5	-4.6	2.5	11.0		20.4	21.0	25.5	14.6	5.1	4.5	-4.1
19	0.1	-6.6	5.0	10.3		19.2	19.5	23.7	15.9	5.4	4.4	-4.0
20	-0.5	-0.7	6.6	11.3		22.3	23.5	23.3	16.7	11.0	4.2	-3.1
21	0.8	0.9	3.8	10.3		19.6	25.2	22.7	17.3	15.2	4.0	3.1
22	3.9	0.7	0.0	10.7		22.0	26.2	24.0	17.9	8.8	4.7	3.9
23	2.6	-2.0	-0.8	11.0		25.3	26.5	24.9	17.0	7.6	5.6	-0.5
24	2.3	-2.5	3.5	10.9		25.8	24.8	24.9	13.8	6.2	7.4	-3.8
25	0.7	-1.8	7.0	11.9		24.5	23.4	22.6	11.9	1.4	9.9	-3.6
26	0.7	-0.6	8.5	15.1		23.3	23.4	20.3	12.8	2.2	13.3	-6.2
27	0.8	0.8	9.8	12.4		22.0	24.1	22.0	12.9	2.0	14.6	-5.5
28	2.7	1.9	11.2	15.7		22.6	25.6	23.1	14.4	2.4	12.7	-2.9
29	1.3		12.3	17.9		20.4	21.0	27.7	14.8	4.6	5.4	-0.6
30	1.0		12.0	21.0		23.0	19.8	28.5	14.4	7.6	4.2	1.3
31	-0.2		13.2				20.2	22.2		9.9		2.3
DAN	13	3	23	9			15	28	4	29	13	27
NT	-21.0	-12.4	-7.7	4.9			10.1	11.6	3.2	-1.3	-3.8	-10.0
ST	-0.8	-1.9	5.3	10.2			22.0	23.7	14.9	9.1	7.0	-0.3
VT	18.0	13.6	23.6	31.7			37.0	40.8	33.2	27.1	22.7	13.1
DAN	3	27	31	30			23	14	22	2	1	6
GOD. 2003	NT	DATUM		SNT			ST		SVT		VT	DATUM

TEMPERATURE ZRAKA

STANICA: KARANOVAC - automatska
 RIJEKA: SPREČA
 SLIV: Bosna
 GODINA POČETKA RADA: 1969

Redni broj: 24

KOTA "0": 150,06 mm

SREDNJE DNEVNE VRIJEDNOSTI TEMPERATURE ZRAKA (°C) ZA: 2003. GODINU

DANI	MJESECI											
	1	2	3	4	5	6	7	8	9	10	11	12
1	-1.1	0.1	4.3	9.8	21.3		27.1	22.2	17.0	14.7	18.0	4.9
2	0.8	-3.0	6.0	11.3	20.3		24.1	23.5	13.4	18.2	12.7	3.4
3	12.0	-4.1	7.0	10.6	19.6		24.6	24.5	13.6	19.3	8.3	2.6
4	4.1	5.8	5.2	7.9	19.0		20.3	24.7	12.7	19.3	8.1	2.7
5	2.4	-0.3	4.5	8.1	18.8		18.6	25.1	14.5	19.4	6.3	2.7
6	-1.6	-0.5	2.2	3.4	22.0		20.7	25.6	16.7	11.1	5.3	4.6
7	-3.1	-2.5	2.7	0.0	22.2		19.9	23.7	18.1	12.4	5.6	0.5
8	-5.7	-3.9	1.4	1.0	22.2		19.2	22.5	20.5	5.7	5.3	-2.5
9	-6.2	-3.6	5.0	4.0	22.9	29.9	20.2	23.0	20.7	7.2	6.8	-3.3
10	-6.7	-2.5	5.7	10.1	22.8	25.8	21.9	23.6	17.5	11.2	6.6	-2.0
11	-5.1	-1.7	7.5	13.2	21.4	26.6	20.9	22.6	18.5	11.5	5.4	0.8
12	-9.5	-2.5	10.5	11.7	20.2	26.0	21.9	22.4	12.4	13.2	1.6	3.0
13	-15.9	-6.1	7.3	11.5		27.5	18.6	23.8	12.8	12.1	0.9	1.4
14	-6.9	-6.3	0.0	12.2		26.3	18.8	26.9	14.9	9.7	1.7	0.4
15	-3.5	-8.2	0.2	11.4		24.5	20.8	25.7	13.4	7.8	4.9	1.0
16	-1.9	-2.9	2.7	13.0		24.1	24.1	22.8	14.9	5.8	7.4	-0.9
17	1.9	-2.4	3.8	10.3		23.6	27.3	24.4	15.5	6.5	10.0	-0.8
18	-1.6	-4.4	2.9	11.2		20.6	22.1	25.9	15.9	5.4	5.3	-1.9
19	-1.1	-6.6	5.9	10.6		19.8	20.0	24.1	17.2	5.5	6.5	-2.4
20	-1.7	-0.8	8.1	11.4		22.6	24.4	23.5	17.8	11.1	5.5	-1.6
21	0.3	1.0	4.3	11.4		21.0	26.9	22.9	18.5	15.5	4.6	3.1
22	3.6	1.1	0.5	11.8		22.7	27.2	24.1	19.2	7.8	4.9	2.8
23	1.3	-2.7	-0.2	11.5		25.4	26.1	24.5	18.7	7.3	7.2	-0.2
24	2.0	-2.4	4.0	11.6		25.9	24.4	24.5	14.6	5.8	10.4	-3.4
25	0.4	-1.3	7.5	12.4		25.2	22.7	21.9	12.5	1.8	10.8	-3.3
26	0.6	-0.9	9.1	15.1		23.8	23.4	20.4	12.1	0.9	13.7	-4.6
27	1.0	0.7	11.2	12.9		22.6	24.6	21.7	13.5	2.4	15.5	-4.4
28	2.7	2.8	11.8	15.6		23.2	26.1	23.2	15.8	3.6	12.2	-1.8
29	2.4		12.2	8.2		21.5	20.8	27.5	15.1	5.6	6.6	0.0
30	1.5		13.4	20.8		24.7	18.6	27.9	15.1	7.9	5.6	3.6
31	0.4		13.3				19.6	21.7		10.2		4.4
DAN	13	15	1	8			15	28	4	26	13	27
NT	-20.9	-14.5	-3.7	0			9.8	10.9	2.7	-2.2	-4.3	-9.3
ST	-1.1	-2.1	5.8	10.5			22.4	23.9	15.8	9.5	7.5	0.3
VT	18.4	15.0	17.1	32.8			38.9	40.7	33.2	28.5	23.3	14.5
DAN	3	28	1	30			21	14	22	3	1	21
GOD. 2003		NT	DATUM		SNT		ST		SVT		VT	DATUM

GRAFIKONI OSCILACIJA TEMPERATURA ZRAKA

TEMPERATURE ZRAKA

